

Knockhill

3rd August 2019

Round 5 – Anti-Clockwise



S.M.A.R.T.

Scottish Motorsports Automatic Race Timing

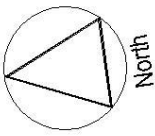
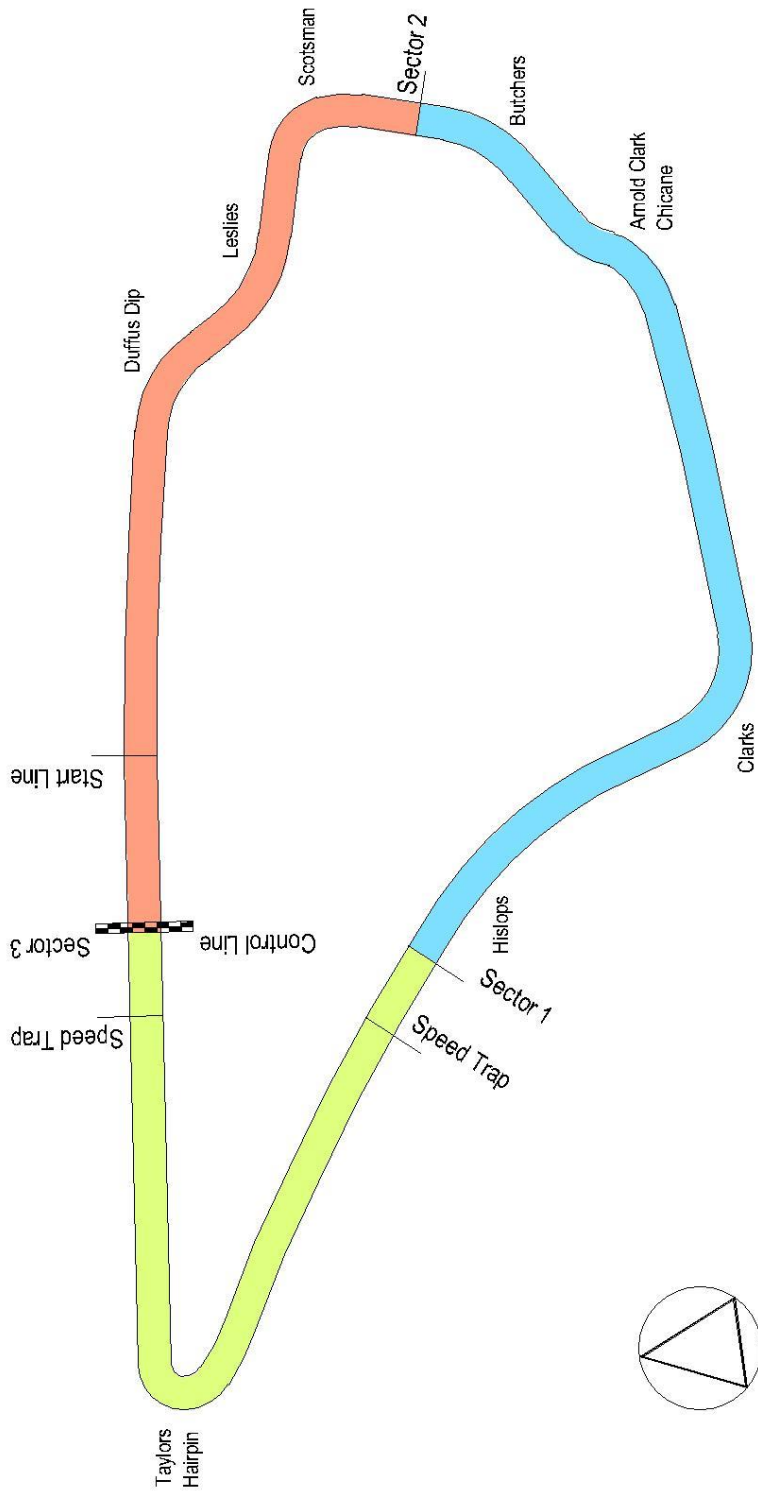

Ravenslea, Melrose Road, Galashiels, TD1 2AT

Telephone : 01896 – 752447

Scottish Motorsports Automatic Race Timing

Circuit layout

Knockhill – Anti Clockwise



Sector	Length
Sector 1	0.334 Mile
Sector 2	0.503 Mile
Sector 3	0.433 Mile



Super Lap Scotland - Round 5 AC

Sorted on best lap time

MG Trophy

Knockhill 1.267 miles

Free Practice

03/08/2019 09:50

Practice (15:00 Time) started at 10:04:00

Pos	No.	Name	Make/Model	Class Code	Laps	Best Tm	Diff	Best Speed	2nd Best
1	73	Ross MAKAR	MG ZR 190	A	11	59.136		77.125	59.263
2	1	Graham ROSS	MG ZR 190	A	10	59.648	0.512	76.463	59.991
3	3	Sam KIRKPATRICK	MG ZR 170	B	11	1:00.401	1.265	75.509	1:00.475
4	33	Patrick BOOTH	MG ZR 190	A	11	1:00.468	1.332	75.426	1:00.579
5	87	Colin ROBERTSON	MG3 190	MG3	10	1:00.620	1.484	75.237	1:00.825
6	69	Paul LUTI	MG ZR 170	B	10	1:00.657	1.521	75.191	1:00.900
7	64	Matt TURNBULL	MG ZR 170	B	11	1:00.726	1.590	75.105	1:00.749
8	37	Mike HARRIS	MG ZR 190	A	10	1:00.919	1.783	74.867	1:01.818
9	50	John BOOTH	MG ZR 170	B	10	1:01.496	2.360	74.165	1:01.780
10	55	Tom BUTLER	MG ZR 170	B	10	1:01.523	2.387	74.132	1:01.749
11	88	James COLE	MG ZR 170	B	10	1:01.706	2.570	73.912	1:02.084
12	99	Doug COLE	MG ZR 190	A	10	1:01.713	2.577	73.904	1:01.893
13	80	Tylor BALLARD	MG ZR 170	B	10	1:02.729	3.593	72.707	1:02.837
14	24	Samuel JOHNSTON	MG ZR 170	B	10	1:02.737	3.601	72.698	1:02.828
15	93	Joe DALGARNO	MG ZR 170	B	10	1:03.537	4.401	71.782	1:03.808
16	136	Josh BACON	MG ZR 160	C	10	1:03.708	4.572	71.590	1:04.140

Clerk of the Course.

Orbits

Sig : Time :

Chief Timekeeper : Ian Sharp (SMART Timing)

Results available at www.smart-timng.co.uk and www.speedhive.com

Printed: 03/08/2019 10:19:41



Super Lap Scotland - Round 5 AC

MG Trophy

Knockhill 1.267 miles

Free Practice

03/08/2019 09:50

Practice (15:00 Time) started at 10:04:00

Lap	Time of Day	Lap Tm	S1	S2	S3	SFSpd	S1Spd	Lap	Time of Day	Lap Tm	S1	S2	S3	SFSpd	S1Spd
(73) Ross MAKAR								(64) Matt TURNBULL							
1	10:05:22.284	1:09.235	22.900	25.244	21.091	44.501	81.441	1	10:05:27.763	1:16.979	25.154	28.829	22.996	40.795	62.542
2	10:06:24.455	1:02.171	18.115	23.426	20.630	107.717	87.153	2	10:06:32.779	1:05.016	19.324	24.543	21.149	99.863	82.139
3	10:07:24.741	1:00.286	17.787	22.392	20.107	108.238	88.649	3	10:07:35.586	1:02.807	18.435	23.353	21.019	105.020	85.379
4	10:08:24.583	59.842	17.639	22.076	20.127	109.474	89.120	4	10:08:37.244	1:01.658	18.095	22.903	20.660	105.515	85.815
5	10:09:24.442	59.859	17.607	22.255	19.997	109.653	89.120	5	10:09:38.771	1:01.527	18.190	22.752	20.585	106.015	86.146
6	10:10:23.985	59.543	17.593	21.980	19.970	110.193	89.358	6	10:10:39.688	1:00.917	17.983	22.359	20.575	106.689	86.479
7	10:11:23.505	59.520	17.488	21.832	20.200	109.832	89.596	7	10:11:40.437	1:00.749	17.913	22.250	20.586	106.689	86.257
8	10:12:22.918	59.413	17.469	21.943	20.001	109.832	89.358	8	10:12:41.163	1:00.726	17.973	22.285	20.468	106.520	86.368
9	10:13:22.181	59.263	17.500	21.673	20.090	110.012	89.596	9	10:13:41.988	1:00.825	17.901	22.304	20.620	106.689	86.590
10	10:14:21.317	59.136	17.427	21.657	20.052	110.012	89.596	10	10:14:43.437	1:01.449	18.252	22.582	20.615	106.859	86.368
11	10:15:20.805	59.488	17.624	21.699	20.165	110.374	89.596	11	10:15:44.396	1:00.959	17.885	22.411	20.663	106.520	86.479
(1) Graham ROSS								(37) Mike HARRIS							
1	10:05:48.647	1:18.698	24.299	27.972	26.427	43.073	66.181	1	10:05:35.513	1:14.640	23.467	28.204	22.969	48.244	81.244
2	10:06:55.388	1:06.741	20.077	24.816	21.848	77.135	81.146	2	10:06:41.819	1:06.306	19.113	25.672	21.521	105.848	87.837
3	10:07:57.201	1:01.813	18.078	23.150	20.585	103.242	87.722	3	10:07:46.470	1:04.651	18.788	24.980	20.883	108.941	86.927
4	10:08:58.424	1:01.223	17.880	22.658	20.685	105.349	88.767	4	10:08:48.997	1:02.527	18.321	23.662	20.544	108.238	88.767
5	10:10:08.722	1:10.298	17.782	24.510	28.006	107.030	88.068	5	10:09:51.005	1:02.008	18.005			109.296	88.767
6	10:11:16.921	1:08.199	22.073	25.591	20.535	68.547	67.377	6	10:10:52.823	1:01.818	18.004	23.423	20.391	109.474	88.767
7	10:12:16.912	59.991	17.658	22.468	19.865	106.689	88.649	7	10:11:53.742	1:00.919	17.729			109.832	89.358
8	10:13:16.560	59.648	17.644	21.935	20.069	108.588	88.767	8	10:12:57.821	1:04.079	18.032	23.461	22.586	109.653	88.767
9	10:14:17.130	1:00.570	17.908	22.211	20.451	109.296	87.952	9	10:14:00.652	1:02.831	18.682			89.002	89.002
10	10:15:17.345	1:00.215	17.600	22.221	20.394	107.030	88.532	10	10:15:02.860	1:02.208	17.978			109.474	88.884
(3) Sam KIRKPATRICK								(50) John BOOTH							
1	10:05:12.177	1:06.931	21.189			54.382	74.070	1	10:05:29.024	1:14.582	23.640	28.282	22.660	43.661	72.627
2	10:06:14.251	1:02.074	18.248	22.763	21.063	104.366	85.706	2	10:06:35.515	1:06.491	19.724	25.228	21.539	97.824	84.518
3	10:07:15.512	1:01.261	17.955	22.525	20.781	105.184	85.706	3	10:07:39.728	1:04.213	19.212	23.680	21.321	104.692	83.989
4	10:08:16.442	1:00.930	17.862	22.375	20.693	106.183	86.927	4	10:08:42.711	1:02.983	18.738	23.268	20.977	103.721	85.270
5	10:09:17.140	1:00.698	17.794	22.317	20.587	106.520	86.368	5	10:09:45.710	1:02.999	18.476	23.524	20.999	105.349	85.815
6	10:10:17.803	1:00.663	17.971	22.077	20.615	106.859	86.702	6	10:10:47.490	1:01.780	18.200	22.799	20.781	105.020	85.925
7	10:11:18.314	1:00.511	17.923	21.945	20.643	107.201	87.380	7	10:11:50.264	1:02.774	18.395	23.085	21.294	105.681	84.625
8	10:12:18.789	1:00.475	17.914	22.050	20.511	107.890	86.814	8	10:12:52.130	1:01.866	18.149	22.907	20.810	104.692	85.596
9	10:13:19.190	1:00.401	17.833	22.007	20.561	107.372	87.153	9	10:13:53.626	1:01.496	18.063	22.655	20.778	105.184	85.706
10	10:14:20.077	1:00.887	18.020	22.105	20.762	107.544	86.702	10	10:14:55.935	1:02.309	18.295	22.499	21.515	105.681	85.270
11	10:15:20.861	1:00.784	18.112	21.903	20.769	109.118	86.590	(55) Tom BUTLER							
1	10:05:21.476	1:13.862	23.332	27.680	22.850	47.259	73.262	1	10:05:28.535	1:16.457	24.454	29.205	22.798	46.830	69.614
2	10:06:28.214	1:06.738	20.187	25.184	21.367	94.518	83.780	2	10:06:34.958	1:06.423	19.564	25.326	21.533	103.561	85.815
3	10:07:31.077	1:02.863	18.373	23.463	21.027	104.366	85.925	3	10:07:41.064	1:06.106	19.932	25.104	21.070	105.515	66.116
4	10:08:33.732	1:02.655	18.274	23.181	21.200	105.349	85.925	4	10:08:43.946	1:02.882	18.487	23.602	20.793	106.351	86.927
5	10:09:36.549	1:02.817	19.213	23.118	20.486	84.518	86.368	5	10:09:46.365	1:02.419	18.316	23.414	20.689	107.544	87.380
6	10:10:37.677	1:01.128	18.300	22.510	20.318	106.520	86.702	6	10:10:48.573	1:02.208	18.201	22.993	21.014	107.890	87.040
7	10:11:38.836	1:01.159	18.279	22.610	20.270	106.859	86.035	7	10:11:51.073	1:02.500	18.362	23.041	21.097	106.689	87.153
8	10:12:39.304	1:00.468	18.039	22.245	20.184	107.372	86.368	8	10:12:53.023	1:01.950	18.132	22.789	21.029	107.372	87.380
9	10:13:40.008	1:00.704	18.166	22.390	20.148	107.717	86.590	9	10:13:54.546	1:01.523	18.141	22.633	20.749	107.030	87.608
10	10:14:40.685	1:00.677	18.133	22.307	20.237	107.717	86.702	10	10:14:56.295	1:01.749	18.098	22.659	20.992	107.372	87.722
11	10:15:41.264	1:00.579	18.101	22.216	20.262	107.717	87.040	(88) James COLE							
1	10:05:38.904	1:14.319	23.305	26.340	24.674	47.392	69.112	1	10:05:41.669	1:14.685	23.916	27.029	23.740	40.944	75.572
2	10:06:44.174	1:05.270	20.673	23.621	20.976	80.561	85.054	2	10:06:47.572	1:05.903	19.558	24.501	21.844	93.988	84.095
3	10:07:49.877	1:05.703	19.116	24.297	22.290	108.588	86.479	3	10:07:51.716	1:04.144	18.715	23.913	21.516	104.529	85.054
4	10:08:51.408	1:01.531	18.389	22.645	20.497	106.015	86.257	4	10:08:55.633	1:03.917	18.684	23.432	21.801	105.349	85.815
5	10:09:53.528	1:02.120	18.737	22.722	20.661	108.064	85.379	5	10:09:58.898	1:03.265	18.526	23.239	21.500	106.351	85.270
6	10:10:55.210	1:01.682	18.600	22.586	20.496	108.238	85.487	6	10:11:01.769	1:02.871	18.603	23.012	21.256	106.015	85.270
7	10:11:56.294	1:01.084	18.214	22.481	20.389	108.413	86.146	7	10:12:04.079	1:02.310	18.371	22.863	21.076	106.351	85.054
8	10:12:57.119	1:00.825	17.977	22.390	20.458	108.413	86.590	8	10:13:06.163	1:02.084	18.205	22.797	21.082	104.692	84.946
9	10:13:57.739	1:00.620	17.927	22.248	20.445	108.588	86.590	9	10:14:08.498	1:02.335	18.257	22.989	21.089	105.349	85.270
10	10:15:04.777	1:07.038	18.325	22.534	26.179	108.413	85.815	10	10:15:10.204	1:01.706	18.195	22.471	21.040	104.856	84.946
(69) Paul LUTI								(99) Doug COLE							
1	10:05:18.981	1:15.346	22.145	28.848	24.353	52.469	62.542	1	10:05:50.302	1:19.127	24.698	30.303	24.126	42.935	64.034
2	10:06:30.202	1:11.221	21.185	28.175	21.861	76.519	70.270	2	10:06:57.535	1:07.233	19.949	25.445	21.839	95.053	84.412
3	10:07:32.449	1:02.247	18.548	22.629	21.070	100.310	86.146	3	10:08:01.627	1:04.092	18.459	24.654	20.979	108.413	88.767
4	10:08:33.584	1:01.135	18.086	22.305	20.744	106.689	86.702	4	10:09:04.407	1:02.780	17.974	24.028	20.778	110.012	89.239
5	10:09:34.484	1:00.900	17.984	22.310	20.606	107.717	86.590	5	10:10:06.300	1:01.893	17.885	23.458	20.550		



Super Lap Scotland - Round 5 AC

MG Trophy

Knockhill 1.267 miles

Free Practice

03/08/2019 09:50

Practice (15:00 Time) started at 10:04:00

Lap	Time of Day	Lap Tm	S1	S2	S3	SFSpd	S1Spd	Lap	Time of Day	Lap Tm	S1	S2	S3	SFSpd	S1Spd
(80) Tylor BALLARD															
1	10:05:36.649	1:14.604	22.967			50.916	79.230								
2	10:06:42.933	1:06.284	19.386			102.454									
3	10:07:49.902	1:06.969	19.303			105.184	84.946								
4	10:08:55.015	1:05.113	18.915			102.926	85.487								
5	10:09:58.301	1:03.286	18.468			104.043									
6	10:11:01.545	1:03.244	18.571			104.204	84.946								
7	10:12:05.163	1:03.618	18.839			104.692									
8	10:13:07.892	1:02.729	18.477			105.184	84.946								
9	10:14:10.729	1:02.837	18.659			105.515									
10	10:15:13.643	1:02.914	18.517			105.020	84.732								
(24) Samuel JOHNSTON															
1	10:05:32.506	1:15.956	23.990	27.520	24.446	43.718	72.943								
2	10:06:41.917	1:09.411	20.826	25.380	23.205	86.146	77.491								
3	10:07:50.509	1:08.592	21.462	24.765	22.365	96.143	77.851								
4	10:08:55.328	1:04.819	19.291	23.573	21.955	104.692	84.095								
5	10:09:59.313	1:03.985	19.322	23.071	21.592	102.454	85.379								
6	10:11:02.369	1:03.056	18.874	22.754	21.428	106.015	85.054								
7	10:12:05.947	1:03.578	18.762	23.015	21.801	106.015	85.162								
8	10:13:08.775	1:02.828	18.428	22.969	21.431	105.349	85.270								
9	10:14:11.512	1:02.737	18.503	22.688	21.546	105.681	83.989								
10	10:15:14.422	1:02.910	18.494	22.868	21.548	105.184	85.487								
(93) Joe DALGARNO															
1	10:05:32.460	1:14.077	23.076	27.345	23.656	52.224	74.897								
2	10:06:40.805	1:08.345	19.750	25.574	23.021	100.161	79.985								
3	10:07:48.712	1:07.907	19.907	25.733	22.267	101.218	77.941								
4	10:08:55.533	1:06.821	19.251	24.561	23.009	103.561	75.742								
5	10:10:01.289	1:05.756	19.823	24.049	21.884	84.095	84.732								
6	10:11:06.703	1:05.414	18.758	23.675	22.981	104.856	84.839								
7	10:12:12.400	1:05.697	18.604	24.094	22.999	103.561	84.625								
8	10:13:15.937	1:03.537	18.706	23.416	21.415	102.454	85.596								
9	10:14:19.745	1:03.808	18.630	23.430	21.748	105.349	79.890								
10	10:15:23.982	1:04.237	19.109	23.514	21.614	105.020	80.561								
(136) Josh BACON															
1	10:05:51.394	1:18.620	23.968	30.385	24.267	42.233	67.175								
2	10:07:00.004	1:08.610	20.143	25.516	22.951	95.323	80.465								
3	10:08:05.879	1:05.875	18.849	24.232	22.794	100.762	82.039								
4	10:09:10.785	1:04.906	18.996	23.493	22.417	100.611	82.442								
5	10:10:14.925	1:04.140	18.845	23.239	22.056	100.914	82.139								
6	10:11:21.019	1:06.094	18.802	25.364	21.928	101.066	82.341								
7	10:12:26.802	1:05.783	19.567	24.308	21.908	101.832	63.549								
8	10:13:30.510	1:03.708	18.931	22.854	21.923	102.298	82.039								
9	10:14:35.253	1:04.743	18.961	23.390	22.392	101.066	82.341								
10	10:15:39.649	1:04.396	18.916	23.291	22.189	100.161	82.543								

Clerk of the Course.

Sig : Time :
 Chief Timekeeper : Ian Sharp (SMART Timing)
 Results available at www.smart-timng.co.uk and www.speedhive.com

Printed: 03/08/2019 10:20:02

Orbits





Super Lap Scotland - Round 5 AC

Sorted on best lap time

MG Trophy

Knockhill 1.267 miles

Qualifying

03/08/2019 11:25

Practice (20:00 Time) started at 11:40:39

Pos	No.	Name	Make/Model	Class Code	Laps	Best Tm	Diff	Best Speed	2nd Best
1	73	Ross MAKAR	MG ZR 190	A	11	59.042		77.247	59.129
2	1	Graham ROSS	MG ZR 190	A	17	59.081	0.039	77.196	59.122
3	33	Patrick BOOTH	MG ZR 190	A	20	59.572	0.530	76.560	59.598
4	37	Mike HARRIS	MG ZR 190	A	19	1:00.105	1.063	75.881	1:00.145
5	3	Sam KIRKPATRICK	MG ZR 170	B	14	1:00.134	1.092	75.845	1:00.278
6	99	Doug COLE	MG ZR 190	A	19	1:00.277	1.235	75.665	1:00.378
7	69	Paul LUTI	MG ZR 170	B	9	1:00.398	1.356	75.513	1:00.589
8	87	Colin ROBERTSON	MG3 190	MG3	16	1:00.431	1.389	75.472	1:00.752
9	64	Matt TURNBULL	MG ZR 170	B	19	1:00.432	1.390	75.471	1:00.623
10	55	Tom BUTLER	MG ZR 170	B	20	1:01.308	2.266	74.392	1:01.440
11	88	James COLE	MG ZR 170	B	17	1:01.439	2.397	74.234	1:01.701
12	93	Joe DALGARNO	MG ZR 170	B	19	1:01.583	2.541	74.060	1:01.605
13	50	John BOOTH	MG ZR 170	B	19	1:01.691	2.649	73.930	1:01.694
14	80	Tylor BALLARD	MG ZR 170	B	19	1:01.858	2.816	73.731	1:01.890
15	24	Samuel JOHNSTON	MG ZR 170	B	19	1:01.954	2.912	73.617	1:01.967
16	136	Josh BACON	MG ZR 160	C	16	1:02.489	3.447	72.986	1:02.666

Clerk of the Course.

Orbits

Sig : Time :
 Chief Timekeeper : Ian Sharp (SMART Timing)
 Results available at www.smart-timng.co.uk and www.speedhive.com
 Printed: 03/08/2019 12:05:00



Super Lap Scotland - Round 5 AC

MG Trophy

Knockhill 1.267 miles

Qualifying

03/08/2019 11:25

Practice (20:00 Time) started at 11:40:39

Lap	Time of Day	Lap Tm	S1	S2	S3	SFSpd	S1Spd	Lap	Time of Day	Lap Tm	S1	S2	S3	SFSpd	S1Spd								
(73) Ross MAKAR																							
1	11:42:10.092	1:07.683	21.423	24.371	21.889	49.453	87.494	19	12:00:51.783	1:00.105	17.548	22.486	20.071	109.832	88.416								
2	11:43:11.924	1:01.832	17.783	22.812	21.237	108.941	89.596	(3) Sam KIRKPATRICK															
3	11:44:12.270	1:00.346	17.688	21.759	20.899	107.201	89.477	1	11:41:54.947	1:11.872	24.960	25.617	21.295	31.895	75.742								
4	11:45:11.707	59.437	17.393	21.907	20.137	106.859	89.716	2	11:42:56.094	1:01.147	17.991	22.415	20.741	104.692	85.596								
5	11:46:11.836	1:00.129	17.573	21.917	20.639	109.832	89.477	3	11:43:56.838	1:00.744	17.927	22.204	20.613	105.515	86.479								
6	11:47:11.833	59.997	17.702	21.843	20.452	109.832	89.239	4	11:44:57.609	1:00.771	17.891	22.186	20.694	105.515	86.479								
7	11:48:11.148	59.315	17.663	21.567	20.085	110.193	88.767	5	11:45:58.223	1:00.614	17.909	22.023	20.682	105.848	86.479								
8	11:49:10.190	59.042	17.601	21.412	20.029	108.764	89.002	6	11:46:58.799	1:00.576	17.961	21.965	20.650	105.515	86.927								
9	11:50:09.319	59.129	17.554	21.585	19.990	109.118	89.002	7	11:47:59.286	1:00.487	17.905			105.349	86.479								
10	11:51:08.511	59.192	17.626	21.477	20.089	109.118	89.120	8	11:48:59.564	1:00.278	17.902	21.881	20.495	105.515	86.146								
11	11:52:07.942	59.431	17.479	21.552	20.400	109.296	88.767	9	11:50:00.043	1:00.479	17.856	21.982	20.641	106.015	86.702								
(1) Graham ROSS																							
1	11:42:51.727	1:32.114	30.271	32.542	29.301	37.241	46.027	10	11:51:00.616	1:00.573	17.977	22.062	20.534	106.015	86.702								
2	11:44:02.837	1:11.110	23.534	25.361	22.215	63.790	70.640	11	11:52:00.916	1:00.300	17.874	21.815	20.611	106.520	86.702								
3	11:45:05.249	1:02.412	18.305	23.175	20.932	101.832	85.596	12	11:59:27.036	7:26.120	18.033			107.372	85.815								
4	11:46:05.586	1:00.337	17.870	22.233	20.234	107.372	88.183	13	12:00:31.025	1:03.989	21.260	22.130	20.599	44.948	86.368								
5	11:47:04.911	59.325	17.459	21.965	19.901	108.238	88.299	14	12:01:31.159	1:00.134	17.813	21.784	20.537	106.183	86.702								
6	11:48:04.124	59.213	17.380	21.805	20.028	108.764	88.649	(99) Doug COLE															
7	11:49:03.561	59.437	17.459	21.899	20.079	108.238	88.767	1	11:42:33.577	1:19.593	26.088	29.580	23.925	39.685	70.565								
8	11:50:02.722	59.161	17.488	21.740	19.933	107.890	88.884	2	11:43:38.050	1:04.473	19.425	23.966	21.082	97.117	87.040								
9	11:51:01.936	59.214	17.513	21.801	19.900	108.588	88.767	3	11:44:41.250	1:03.200	18.172	24.065	20.963	108.764	88.299								
10	11:52:10.381	1:08.445	18.680	26.421	23.344	109.474	76.259	4	11:45:43.634	1:02.384	17.938	23.716	20.730	109.118	88.183								
11	11:53:11.626	1:01.245	17.544	23.216	20.485	104.856	88.767	5	11:46:44.904	1:01.270	17.877	22.926	20.467	109.296	88.649								
12	11:54:11.375	59.749	17.437	21.979	20.333	108.238	88.532	6	11:47:45.714	1:00.810	17.874	22.537	20.399	109.118	89.002								
13	11:55:10.456	59.081	17.530	21.641	19.910	108.764	88.649	7	11:48:46.484	1:00.770	17.646	22.809	20.315	109.832	89.002								
14	11:56:09.578	59.122	17.430	21.702	19.990	108.238	88.884	8	11:49:46.941	1:00.457	17.617	22.641	20.199	110.012	89.358								
15	11:57:22.570	1:12.992	19.623	28.977	24.392	107.890	68.477	9	11:50:47.612	1:00.671	17.721	22.529	20.421	110.556	89.239								
16	11:58:22.982	1:00.412	18.481	21.976	19.955	91.303	88.416	10	11:51:48.968	1:01.356	18.110	22.595	20.651	101.832	89.596								
17	11:59:22.129	59.147	17.296	21.789	20.062	108.588	89.120	11	11:52:49.964	1:00.996	17.897	22.605	20.494	109.296	88.884								
(33) Patrick BOOTH																							
1	11:42:12.921	1:08.763	21.976	24.306	22.481	48.877	81.540	12	11:53:50.976	1:01.012	17.853	22.419	20.740	109.832	88.416								
2	11:43:16.256	1:03.335	18.609	23.212	21.514	104.692	85.596	13	11:54:51.651	1:00.675	17.910	22.484	20.281	109.474	88.649								
3	11:44:19.356	1:03.100	18.119	23.413	21.568	105.848	86.368	14	11:55:51.928	1:00.277	17.700	22.295	20.282	110.012	89.358								
4	11:45:20.356	1:01.000	18.274	22.471	20.255	106.015	86.368	15	11:56:52.493	1:00.565	17.801	22.448	20.316	110.193	89.239								
5	11:46:20.821	1:00.465	18.259	22.094	20.112	106.689	86.368	16	11:57:52.871	1:00.378	17.923	22.228	20.227	111.105	89.716								
6	11:47:20.792	59.971	17.952	21.931	20.088	107.372	86.814	17	11:58:53.477	1:00.606	17.978	22.374	20.254	110.739	89.596								
7	11:48:20.591	59.799	17.810	22.098	19.891	108.588	86.927	18	12:00:08.194	1:14.717	17.757	29.684	27.276	110.739	89.957								
8	11:49:22.242	1:01.651	17.978	22.007	21.666	108.941	86.479	19	12:01:18.114	1:09.920	23.492	24.994	21.434	78.857	69.758								
9	11:50:27.417	1:05.175	18.204	24.945	22.026	102.768	86.927	(69) Paul LUTI															
10	11:51:27.630	1:00.213	18.003	22.091	20.119	104.692	86.590	1	11:41:58.281	1:11.640	23.542	25.709	22.389	43.804	74.897								
11	11:52:27.202	59.572	17.784	21.755	20.033	107.890	86.814	2	11:43:06.334	1:08.053	21.517	25.029	21.507	90.809	68.338								
12	11:53:27.097	59.895	18.006	21.842	20.047	108.588	86.257	3	11:44:07.893	1:01.559	18.685	22.148	20.726	103.882	86.590								
13	11:54:26.954	59.857	17.868	21.916	20.073	109.474	86.479	4	11:45:09.897	1:02.004	18.230	22.814	20.960	107.544	87.494								
14	11:55:26.757	59.803	17.887	21.999	19.917	108.064	87.040	5	11:46:17.480	1:07.583	20.394	25.916	21.273	108.238	71.013								
15	11:56:26.693	59.936	17.921	21.897	20.118	110.556	85.815	6	11:47:18.338	1:00.858	18.317	21.897	20.644	106.183	87.040								
16	11:57:26.529	59.836	17.949	21.821	20.066	106.520	86.814	7	11:48:18.927	1:00.589	18.086	22.027	20.476	107.717	86.702								
17	11:58:26.601	1:00.072	17.860	22.251	19.961	107.372	86.814	8	11:49:19.325	1:00.398	17.862	21.946	20.590	108.064	87.494								
18	11:59:26.725	1:00.124	17.986	22.021	20.117	108.413	85.706	9	11:50:28.926	1:09.601	19.430	24.928	25.243	107.890	77.851								
19	12:00:27.149	1:00.424	17.949	22.070	20.405	107.890	86.257	(87) Colin ROBERTSON															
20	12:01:26.747	59.598	17.680	21.950	19.968	107.372	87.266	1	11:42:46.823	1:33.712	32.441	32.109	29.162	39.267	43.435								
(37) Mike HARRIS																							
1	11:42:10.447	1:15.261	24.177	27.969	23.115	47.392	78.032	2	11:44:03.444	1:16.621	21.910	33.066	21.645	65.090	69.183								
2	11:43:16.700	1:06.253	18.842	24.964	22.447	98.833	88.884	3	11:45:08.738	1:05.294	18.745	25.735	20.814	97.399	86.702								
3	11:44:21.307	1:04.607	18.654			96.976	88.884	4	11:46:10.133	1:01.395	18.165	22.813	20.417	108.764	86.927								
4	11:45:24.288	1:02.981	18.352			108.238	89.002	5	11:47:15.108	1:04.975	20.762	23.735	20.478	109.474	73.342								
5	11:46:26.521	1:02.233	18.050	23.467	20.716	107.372	88.649	6	11:48:15.539	1:00.431	18.009	22.070	20.352	108.588	87.153								
6	11:47:27.846	1:01.325	17.856			107.717	88.532	7	11:49:16.533	1:00.994	18.357	22.415	20.222	108.238	85.596								
7	11:48:29.879	1:02.033	17.965	23.572	20.496	107.717	88.416	8	11:50:28.839	1:12.306	18.460	27.193	26.653	109.118	85.706								
8	11:49:31.242	1:01.363	17.811			108.413	88.416	9	11:51:35.145	1:06.306	19.986	25.791	20.529	94.651	83.157								
9	11:50:32.512	1:01.270	17.682	22.995	20.593	108.413	88.767	10	11:52:35.897	1:00.752	18.043	22.386	20.323	109.118	86.146								
10	11:51:34.344	1:01.832	18.156	23.195	20.481	107.544	89.002	11	11:53:37.786	1:01.889	18.269	23.208	20.412	107.890	85.925								
11	11:52:38.201	1:03.857	19.418	24.266	20.173	108.941	67.377	12	11:54:38.558	1:00.772	18.169	22.152	20.451	106.889	86.479								
12	11:53:40.667	1:02.466	18.141	23.7																			

Super Lap Scotland - Round 5 AC

MG Trophy

Knockhill 1.267 miles

Qualifying

03/08/2019 11:25

Practice (20:00 Time) started at 11:40:39

Lap	Time of Day	Lap Tm	S1	S2	S3	SFSpd	S1Spd	Lap	Time of Day	Lap Tm	S1	S2	S3	SFSpd	S1Spd
6	11:47:16.321	1:00.828	18.022	22.145	20.661	105.848	85.706	18	12:00:02.292	1:08.747	18.989	26.464	23.294	105.349	78.580
7	11:48:16.944	1:00.623	17.933	22.038	20.652	106.183	86.479	19	12:01:03.875	1:01.583	18.212	22.180	21.191	102.611	84.946
8	11:49:20.561	1:03.617	17.834	22.450	23.333	106.859	86.702	(50) John BOOTH							
9	11:50:32.857	1:12.296	21.111	24.566	26.619	80.176	86.257	1	11:42:14.981	1:09.338	22.700	24.518	22.120	50.343	76.259
10	11:51:35.986	1:03.129	19.446	22.850	20.833	74.399	86.035	2	11:43:18.282	1:03.301	18.902	23.105	21.294	102.926	84.732
11	11:52:36.754	1:00.768	17.981	22.095	20.692	107.372	86.590	3	11:44:22.263	1:03.981	18.307	23.983	21.691	105.848	85.815
12	11:53:38.735	1:01.981	17.996	23.176	20.809	107.030	86.702	4	11:45:25.093	1:02.830	18.321	23.411	21.098	105.848	86.035
13	11:54:39.466	1:00.731	18.076	22.044	20.611	106.351	86.368	5	11:46:27.402	1:02.309	18.366	22.968	20.975	106.183	85.925
14	11:55:40.179	1:00.713	18.078	22.019	20.616	106.689	86.702	6	11:47:29.093	1:01.691	18.316	22.485	20.890	106.351	85.487
15	11:56:54.957	1:14.778	23.724	30.120	20.934	107.201	48.948	7	11:48:31.280	1:02.187	18.563	22.730	20.894	105.848	83.885
16	11:57:55.580	1:00.623	17.930	21.980	20.713	106.520	86.590	8	11:49:33.399	1:02.119	18.290	22.538	21.291	106.183	84.839
17	11:58:56.012	1:00.432	17.849	21.837	20.746	106.520	87.153	9	11:50:35.093	1:01.694	18.148	22.719	20.827	105.681	85.162
18	11:59:59.592	1:03.580	17.820	23.388	22.372	105.681	87.040	10	11:51:37.452	1:02.359	18.330	22.996	21.033	106.351	85.706
19	12:01:00.225	1:00.633	17.938	21.997	20.698	105.848	86.479	11	11:52:39.751	1:02.299	18.332	22.777	21.190	106.689	85.379
(55) Tom BUTLER															
1	11:41:58.781	1:10.185	22.558	25.538	22.089	42.689	80.755	12	11:53:42.091	1:02.340	18.218	22.832	21.290	106.183	84.625
2	11:43:02.994	1:04.213	19.476	23.476	21.261	91.055	85.162	13	11:54:44.034	1:01.943	18.279	22.480	21.184	106.520	85.487
3	11:44:05.037	1:02.043	18.542	22.791	20.710	104.856	86.479	14	11:55:45.785	1:01.751	18.234	22.560	20.957	106.183	85.815
4	11:45:07.839	1:02.802	18.134	23.172	21.496	107.201	87.380	15	11:56:48.136	1:02.351	18.196	22.737	21.418	106.520	85.379
5	11:46:09.727	1:01.888	18.295	22.809	20.784	105.848	86.927	16	11:57:50.521	1:02.385	18.095	22.611	21.679	105.020	85.379
6	11:47:11.681	1:01.954	18.610	22.738	20.606	106.351	86.479	17	11:58:52.562	1:02.041	18.322	22.553	21.166	104.043	85.596
7	11:48:13.756	1:02.075	18.458	22.697	20.920	106.015	87.608	18	12:00:18.072	1:25.510	18.315	22.533	44.662	105.349	85.162
8	11:49:15.388	1:01.632	18.285	22.648	20.699	106.351	86.479	19	12:01:20.413	1:02.341	18.646	22.595	21.100	97.967	85.270
9	11:50:17.241	1:01.853	18.222	22.731	20.900	106.351	86.257	(80) Tylor BALLARD							
10	11:51:19.017	1:01.776	18.258	22.665	20.853	105.515	87.040	1	11:42:00.363	1:10.953	23.126			46.441	
11	11:52:20.657	1:01.640	18.341	22.630	20.669	106.351	86.368	2	11:43:04.033	1:03.670	18.897			103.561	
12	11:53:23.211	1:02.554	18.316	23.224	21.014	106.520	86.479	3	11:44:06.770	1:02.737	18.717			104.856	
13	11:54:24.940	1:01.729	18.315	22.603	20.811	105.349	86.702	4	11:45:09.686	1:02.916	18.374			105.349	
14	11:55:26.478	1:01.538	18.185	22.618	20.735	105.020	86.927	5	11:46:11.880	1:02.194	18.379			105.184	84.839
15	11:56:28.471	1:01.993	18.532	22.592	20.869	105.681	88.068	6	11:47:13.770	1:01.890	18.431			104.692	
16	11:57:29.938	1:01.467	18.267	22.489	20.711	106.520	87.608	7	11:48:15.671	1:01.901	18.498			104.366	84.095
17	11:58:31.696	1:01.758	18.203	22.731	20.824	106.520	87.608	8	11:49:17.934	1:02.263	18.449			104.043	83.675
18	11:59:33.305	1:01.609	18.277	22.561	20.771	106.015	86.927	9	11:50:20.244	1:02.310	18.583			104.529	83.885
19	12:00:34.745	1:01.440	18.280	22.410	20.750	106.351	86.702	10	11:51:22.362	1:02.118	18.539			103.561	84.306
20	12:01:36.053	1:01.308	18.249	22.363	20.696	106.351	86.590	11	11:52:24.784	1:02.422	18.189			103.721	83.989
(88) James COLE															
1	11:42:34.476	1:17.589	28.031	26.734	22.824	41.373	56.823	12	11:53:26.994	1:02.210	18.437			103.561	83.571
2	11:43:39.946	1:05.470	19.956	24.004	21.510	99.714	83.054	13	11:54:28.953	1:01.959	18.377			103.882	84.839
3	11:44:42.882	1:02.936	18.689	23.088	21.159	103.721	84.412	14	11:55:31.272	1:02.319	18.539			104.204	84.200
4	11:45:45.655	1:02.773	18.502	22.925	21.346	103.721	84.946	15	11:56:33.552	1:02.280	18.245			103.242	84.200
5	11:46:48.057	1:02.402	18.376	22.736	21.290	103.242	84.839	16	11:57:35.812	1:02.260	18.415			103.402	
6	11:47:50.206	1:02.149	18.228	22.793	21.128	103.882	84.946	17	11:58:38.038	1:02.226	18.619			103.242	84.200
7	11:48:52.523	1:02.317	18.303	22.898	21.116	103.721	83.885	18	11:59:40.093	1:02.055	18.349			103.402	84.732
8	11:49:54.519	1:01.996	18.273	22.740	20.983	103.882	84.732	19	12:00:41.951	1:01.858	18.364			103.561	
9	11:50:56.995	1:02.476	18.246	23.046	21.184	103.882	84.732	(24) Samuel JOHNSTON							
10	11:51:59.791	1:02.796	18.616	22.824	21.356	103.721	84.095	1	11:42:07.274	1:14.056	23.883	27.432	22.741	43.435	72.392
11	11:54:33.162	2:33.371	19.575	23.585	1:50.211	103.402	73.182	2	11:43:12.927	1:05.653	19.298	23.780	22.575	101.987	82.039
12	11:55:39.653	1:06.491	22.449	22.953	21.089	37.428	81.540	3	11:44:30.622	1:17.695	19.073	35.484	23.138	99.714	82.543
13	11:56:42.311	1:02.658	18.539	22.968	21.151	104.043	85.054	4	11:45:34.903	1:04.281	19.340	23.512	21.429	102.298	82.442
14	11:57:43.750	1:01.439	18.198	22.280	20.961	103.721	84.946	5	11:46:37.653	1:02.750	18.998	22.520	21.232	103.402	82.543
15	11:58:45.451	1:01.701	18.153	22.422	21.126	103.882	84.946	6	11:47:39.620	1:01.967	18.430	22.235	21.302	103.561	85.162
16	11:59:47.164	1:01.713	18.337	22.454	20.922	103.402	84.732	7	11:48:42.463	1:02.843	18.338	22.562	21.943	103.561	85.270
17	12:00:48.967	1:01.803	18.145	22.620	21.038	103.882	84.625	8	11:49:44.508	1:02.045	18.274	22.605	21.166	103.561	85.596
(93) Joe DALGARNO															
1	11:42:11.832	1:14.042	22.737	27.236	24.069	51.821	75.317	9	11:50:46.793	1:02.285	18.316	22.492	21.477	105.020	84.839
2	11:43:18.217	1:06.385	20.385	23.860	22.140	102.142	81.839	10	11:51:49.229	1:02.436	18.348	22.432	21.656	102.298	84.839
3	11:44:24.086	1:05.869	19.283	24.482	22.104	87.722	85.487	11	11:52:51.982	1:02.753	18.410	22.882	21.461	103.242	85.379
4	11:45:27.293	1:03.207	18.544	23.235	21.428	104.856	85.054	12	11:53:54.188	1:02.206	18.118	22.593	21.495	105.020	85.379
5	11:46:29.521	1:02.228	18.189	22.855	21.184	105.020	85.270	13	11:54:56.142	1:01.954	18.182	22.372	21.400	104.204	85.054
6	11:47:31.308	1:01.787	18.220	22.587	20.980	105.184	85.596	14	11:55:58.367	1:02.225	18.266	22.799	21.160	104.529	85.162
7	11:48:33.026	1:01.718	18.234	22.546	20.938	105.848	85.379	15	11:57:00.359	1:01.992	18.090	22.503	21.399	104.204	85.162
8	11:49:34.769	1:01.743	18.129	22.501	21.113	105.848	85.270	16	11:58:02.774	1:02.415	18.163	22.789	21.463	103.882	85.162
9	11:50:36.871	1:02.102	18.253	22.574	21.275	105.848	85.706	17	11:59:05.916	1:03.142	18.313	22.900	21.929	104.043	85.379
10	11:51:38.602	1:01.731	18.191	22.402	21.138	105.349	85.596	18	12:00:09.906	1:03.990	18.302	22.585	23.103	103.561	85.270
11	11:52:41.376	1:02.774	18.359												

Super Lap Scotland - Round 5 AC

MG Trophy

Knockhill 1.267 miles

Qualifying

03/08/2019 11:25

Practice (20:00 Time) started at 11:40:39

Lap	Time of Day	Lap Tm	S1	S2	S3	SFSpd	S1Spd	Lap	Time of Day	Lap Tm	S1	S2	S3	SFSpd	S1Spd
8	11:49:43.878	1:03.094	18.784	22.720	21.590	100.762	82.442								
9	11:50:48.683	1:04.805	19.218	23.213	22.374	100.762	74.316								
10	11:54:24.381	3:35.698	21.703	24.426	2:49.569	76.782	74.152								
11	11:55:34.261	1:09.880	24.773	23.213	21.894	42.419	81.048								
12	11:56:37.131	1:02.870	18.744	22.611	21.515	100.762	83.054								
13	11:57:40.125	1:02.994	18.687	22.626	21.681	101.066	83.054								
14	11:58:42.614	1:02.489	18.530	22.494	21.465	101.371	83.260								
15	11:59:45.301	1:02.687	18.591	22.713	21.383	100.914	82.747								
16	12:00:47.967	1:02.666	18.571	22.641	21.454	101.832	82.645								

Clerk of the Course.

Orbits

Sig : Time :
 Chief Timekeeper : Ian Sharp (SMART Timing)
 Results available at www.smart-timng.co.uk and www.speedhive.com



Super Lap Scotland - Round 5 AC


MG Trophy

Knockhill 1.267 miles

Race 4

03/08/2019 14:50

Race (20:00 Time)



POLE POSITION

Rank	Driver	Time	Rank	Driver	Time
1	73 Ross MAKAR	59.042	2	1 Graham ROSS	59.081
2	33 Patrick BOOTH	59.572	4	37 Mike HARRIS	1:00.105
3	99 Doug COLE	1:00.277	6	87 Colin ROBERTSON	1:00.431
4			8		
5	3 Sam KIRKPATRICK	1:00.134	10	69 Paul LUTI	1:00.398
6	64 Matt TURNBULL	1:00.432	12	55 Tom BUTLER	1:01.308
7	88 James COLE	1:01.439	14	93 Joe DALGARNO	1:01.583
8	50 John BOOTH	1:01.691	16	80 Tylor BALLARD	1:01.858
9	24 Samuel JOHNSTON	1:01.954	18	136 Josh BACON	1:02.489

Clerk of the Course.

Orbits

Sig : _____ Time : _____
 Chief Timekeeper : Ian Sharp (SMART Timing)
 Results available at www.smart-timng.co.uk and www.speedhive.com
 Printed: 03/08/2019 12:04:29



Super Lap Scotland - Round 5 AC

Sorted on Laps

MG Trophy

Knockhill 1.267 miles

Race 4

03/08/2019 14:50

Race (20:00 Time) started at 14:44:39

Pos	No.	Name	Make/Model	Class Code	Laps	Total Tm	Diff	Best Tm	In Lap	Best Speed
1	1	Graham ROSS	MG ZR 190	A	20	20:13.951		59.594	12	76.532
2	37	Mike HARRIS	MG ZR 190	A	20	20:16.299	2.348	59.721	12	76.369
3	99	Doug COLE	MG ZR 190	A	20	20:21.214	7.263	59.854	6	76.199
4	33	Patrick BOOTH	MG ZR 190	A	20	20:24.332	10.381	59.721	15	76.369
5	3	Sam KIRKPATRICK	MG ZR 170	B	20	20:25.868	11.917	1:00.383	20	75.532
6	64	Matt TURNBULL	MG ZR 170	B	20	20:36.987	23.036	1:00.509	9	75.375
7	69	Paul LUTI	MG ZR 170	B	20	20:37.255	23.304	1:00.666	5	75.180
8	87	Colin ROBERTSON	MG3 190	MG3	20	20:39.444	25.493	1:00.560	3	75.311
9	55	Tom BUTLER	MG ZR 170	B	20	20:46.161	32.210	1:01.320	13	74.378
10	93	Joe DALGARNO	MG ZR 170	B	20	20:58.791	44.840	1:01.592	8	74.049
11	88	James COLE	MG ZR 170	B	20	20:59.324	45.373	1:01.705	18	73.914
12	24	Samuel JOHNSTON	MG ZR 170	B	20	21:00.033	46.082	1:01.553	9	74.096
13	80	Tylor BALLARD	MG ZR 170	B	20	21:00.392	46.441	1:01.608	16	74.030
14	50	John BOOTH	MG ZR 170	B	20	21:07.527	53.576	1:02.109	13	73.433
15	136	Josh BACON	MG ZR 160	C	19	20:36.358	1 Lap	1:03.574	13	71.741

Not classified

DNS	73	Ross MAKAR	MG ZR 190	A			DNS		0	-
-----	----	------------	-----------	---	--	--	-----	--	---	---

Announcements

- New Track Record (59.594) for MG Trophy (A) by Graham ROSS.
- New Track Record (1:00.383) for MG Trophy (B) by Sam KIRKPATRICK.
- New Track Record (1:00.560) for MG Trophy (MG3) by Colin ROBERTSON.
- New Track Record (1:03.574) for MG Trophy (C) by Josh BACON.
- Car No.69 - Racetime includes 1 second time penalty - C.2.3 Gaining unfair advantage.

Margin of Victory	Avg. Speed	Best Lap Tm	Best Speed	Best Lap by
2.348	75.140	59.594	76.532	1 - Graham ROSS

Clerk of the Course.

Sig : _____ Time : _____
 Chief Timekeeper : Ian Sharp (SMART Timing)
 Results available at www.smart-timng.co.uk and www.speedhive.com
 Printed: 03/08/2019 15:15:10



Orbits

Super Lap Scotland - Round 5 AC

MG Trophy

Knockhill 1.267 miles

Race 4

03/08/2019 14:50

Race (20:00 Time) started at 14:44:39

Lap	Time of Day	Lap Tm	S1	S2	S3	SFSpd	S1Spd	Lap	Time of Day	Lap Tm	S1	S2	S3	SFSpd	S1Spd
(1) Graham ROSS															
1	14:45:49.491	1:02.856	19.622	22.828	20.406	66.443	86.035	7	14:52:01.020	1:01.365	18.513	22.637	20.215	110.374	85.706
2	14:46:50.146	1:00.655	17.912	22.399	20.344	106.183	87.380	8	14:53:01.258	1:00.238	18.070	22.026	20.142	107.201	85.379
3	14:47:50.772	1:00.626	17.892	22.509	20.225	107.372	87.608	9	14:54:02.263	1:01.005	18.263	22.433	20.309	108.764	86.590
4	14:48:50.758	59.986	17.761	22.046	20.179	108.064	87.380	10	14:55:02.064	59.801	17.947	21.844	20.010	109.118	85.596
5	14:49:50.729	59.971	17.802	22.051	20.118	108.588	87.494	11	14:56:02.570	1:00.506	18.290	22.074	20.142	107.544	84.412
6	14:50:50.882	1:00.153	17.711	22.230	20.212	107.030	87.722	12	14:57:03.140	1:00.570	18.196	22.229	20.145	108.064	85.054
7	14:51:50.990	1:00.108	17.681	22.322	20.105	108.764	87.722	13	14:58:03.028	59.888	17.953	21.799	20.136	107.544	86.035
8	14:52:50.894	59.904	17.579	22.228	20.097	109.296	87.722	14	14:59:03.113	1:00.085	17.921	21.826	20.338	107.372	86.146
9	14:53:51.273	1:00.379	17.610	22.257	20.512	107.717	87.722	15	15:00:02.834	59.721	17.769	21.933	20.019	107.890	86.146
10	14:54:51.875	1:00.602	17.846	22.388	20.368	105.020	87.494	16	15:01:03.018	1:00.184	18.095	21.979	20.110	108.064	86.702
11	14:55:51.786	59.911	17.753	22.079	20.079	107.030	87.608	17	15:02:03.151	1:00.133	17.970	22.027	20.136	109.832	85.706
12	14:56:51.380	59.594	17.673	21.912	20.009	107.890	87.494	18	15:03:03.682	1:00.531	18.331	21.983	20.217	107.890	86.146
13	14:57:51.449	1:00.069	17.660	22.178	20.231	108.413	87.952	19	15:04:04.079	1:00.397	18.132	22.046	20.219	108.413	85.815
14	14:58:51.527	1:00.078	17.591	22.383	20.104	108.764	87.837	20	15:05:04.143	1:00.064	18.143	21.869	20.052	107.544	85.925
15	14:59:51.607	1:00.080	17.732	22.092	20.256	109.296	87.608	(3) Sam KIRKPATRICK							
16	15:00:51.691	1:00.084	17.728	22.144	20.212	107.372	88.183	1	14:45:52.253	1:04.468	19.973	23.718	20.777	71.696	85.054
17	15:01:51.990	1:00.299	17.821	22.181	20.297	107.717	87.608	2	14:46:53.264	1:01.011	18.016	22.436	20.559	107.372	86.035
18	15:02:52.382	1:00.392	17.760	22.348	20.284	107.717	87.722	3	14:47:53.864	1:00.600	18.028			107.717	85.925
19	15:03:52.859	1:00.477	17.878	22.297	20.302	107.030	87.837	4	14:48:54.623	1:00.759	17.987	22.122	20.650	107.544	85.706
20	15:04:53.762	1:00.903	17.843	22.623	20.437	107.372	85.596	5	14:49:55.126	1:00.503	17.965			107.544	86.035
(37) Mike HARRIS															
1	14:45:50.505	1:03.629	19.772			68.828	87.266	6	14:50:55.664	1:00.538	17.951	22.003	20.584	107.030	85.815
2	14:46:51.398	1:00.893	18.080	22.824	19.989	108.764	88.299	7	14:51:56.481	1:00.817	18.104			106.689	85.706
3	14:47:52.067	1:00.669	17.947			110.556	88.068	8	14:52:57.218	1:00.737	17.985	22.100	20.652	106.520	85.815
4	14:48:52.259	1:00.192	17.840			110.012	87.952	9	14:53:58.023	1:00.805	17.970			106.520	86.146
5	14:49:52.693	1:00.434	17.839			108.588	88.068	10	14:54:58.564	1:00.541	17.880			106.351	85.596
6	14:50:52.716	1:00.023	17.699	22.249	20.075	108.941	87.380	11	14:55:59.183	1:00.619	18.031	21.943	20.645	106.689	85.925
7	14:51:52.935	1:00.219	17.604	22.507	20.108	110.374	87.952	12	14:57:00.087	1:00.904	17.949			106.351	85.925
8	14:52:53.016	1:00.081	17.671			110.193	87.837	13	14:58:00.655	1:00.568	17.962			105.681	86.146
9	14:53:53.464	1:00.448	17.821			108.764	85.596	14	14:59:01.210	1:00.555	17.960			105.515	85.925
10	14:54:53.471	1:00.007	17.661			109.296	87.837	15	15:00:01.845	1:00.635	18.001	21.986	20.648	106.351	85.706
11	14:55:53.229	59.758	17.620			110.012	87.494	16	15:01:02.938	1:01.093	18.448	22.034	20.611	106.015	84.732
12	14:56:52.950	59.721	17.633			110.193	87.722	17	15:02:03.934	1:00.996	18.378			106.351	87.153
13	14:57:52.836	59.886	17.716	22.083	20.087	109.653	87.608	18	15:03:04.549	1:00.615	18.001	22.051	20.563	107.372	86.257
14	14:58:53.040	1:00.204	17.700			109.118	87.952	19	15:04:05.296	1:00.747	17.969	21.978	20.800	106.689	86.146
15	14:59:53.448	1:00.408	17.841			110.012	87.837	20	15:05:05.679	1:00.383	17.941	21.942	20.500	106.859	86.368
16	15:00:53.975	1:00.527	17.788	22.487	20.252	109.653	88.299	(64) Matt TURNBULL							
17	15:01:54.299	1:00.324	17.770	22.255	20.299	108.764	87.952	1	14:45:53.406	1:05.156	19.912	24.490	20.754	72.785	85.162
18	15:02:54.773	1:00.474	17.786			108.413	87.153	2	14:46:54.457	1:01.051	18.173	22.346	20.532	107.372	86.257
19	15:03:55.348	1:00.575	17.785			108.764	88.068	3	14:47:55.812	1:01.355	18.382	22.326	20.647	107.717	86.479
20	15:04:56.110	1:00.762	17.958			109.832	87.722	4	14:48:57.028	1:01.216	18.142	22.231	20.843	107.544	86.702
(99) Doug COLE															
1	14:45:51.608	1:04.431	19.936	24.047	20.448	70.938	86.590	5	14:49:57.984	1:00.956	18.046	22.144	20.766	107.372	86.590
2	14:46:52.349	1:00.741	17.945	22.838	19.958	110.012	88.884	6	14:50:59.247	1:01.263	18.478	22.080	20.705	108.064	84.306
3	14:47:52.457	1:00.108	17.706	22.446	19.956	111.290	88.649	7	14:52:02.186	1:02.939	18.492	23.429	21.018	107.717	86.368
4	14:48:53.084	1:00.627	18.017	22.615	19.995	111.474	88.299	8	14:53:03.728	1:01.542	18.376	22.107	21.059	106.015	87.040
5	14:49:53.858	1:00.774	17.854	22.278	20.642	111.660	88.416	9	14:54:04.237	1:00.509	17.986	21.912	20.611	107.544	86.814
6	14:50:53.712	59.854	17.605	22.245	20.004	110.193	88.532	10	14:55:05.064	1:00.827	18.071	22.206	20.550	108.764	87.040
7	14:51:54.187	1:00.475	17.782	22.499	20.194	111.474	88.183	11	14:56:07.325	1:02.261	18.368	23.142	20.751	109.653	84.306
8	14:52:54.710	1:00.523	17.854	22.365	20.304	110.922	88.532	12	14:57:07.925	1:00.600	17.981	22.059	20.560	108.064	86.479
9	14:53:55.386	1:00.676	17.787	22.410	20.479	110.556	88.299	13	14:58:08.743	1:00.818	17.992	22.162	20.664	108.238	87.266
10	14:54:55.648	1:00.262	17.750	22.282	20.230	111.105	88.183	14	14:59:09.515	1:00.772	18.038	21.994	20.740	108.764	86.702
11	14:55:56.111	1:00.463	17.877	22.395	20.191	111.290	88.183	15	15:00:10.283	1:00.768	18.105	22.041	20.622	108.588	87.040
12	14:56:56.687	1:00.576	17.872	22.409	20.295	110.193	88.183	16	15:01:11.247	1:00.964	18.151	22.162	20.651	108.941	86.814
13	14:57:57.237	1:00.550	17.903	22.366	20.281	109.832	88.532	17	15:02:12.527	1:01.280	18.354	22.296	20.630	108.941	86.035
14	14:58:58.127	1:00.890	17.955	22.457	20.478	110.012	88.299	18	15:03:14.175	1:01.648	18.057	22.866	20.725	108.238	86.257
15	14:59:58.917	1:00.790	17.945	22.754	20.091	110.193	88.299	19	15:04:15.363	1:01.188	18.162	22.185	20.841	107.890	86.702
16	15:00:58.976	1:00.059	17.707	22.215	20.137	109.474	88.183	20	15:05:16.798	1:01.435					

Super Lap Scotland - Round 5 AC

MG Trophy

Knockhill 1.267 miles

Race 4

03/08/2019 14:50

Race (20:00 Time) started at 14:44:39

Lap	Time of Day	Lap Tm	S1	S2	S3	SFSpd	S1Spd	Lap	Time of Day	Lap Tm	S1	S2	S3	SFSpd	S1Spd
(87) Colin ROBERTSON															
1	14:45:52.718	1:05.113	20.503	24.218	20.392	68.687	86.257	1	14:45:55.746	1:07.000	20.168	25.348	21.484	74.316	83.780
2	14:46:53.945	1:01.227	18.271	22.633	20.323	109.653	85.925	2	14:46:58.763	1:03.017	18.860	22.858	21.299	104.692	83.571
3	14:47:54.505	1:00.560	18.104	22.323	20.133	108.941	86.479	3	14:48:01.551	1:02.788	18.844	22.870	21.074	103.882	84.518
4	14:48:55.972	1:01.467	18.432	22.552	20.483	110.374	86.368	4	14:49:03.738	1:02.187	18.413	22.742	21.032	105.020	84.200
5	14:49:56.622	1:00.650	18.205	22.226	20.219	109.296	86.146	5	14:50:05.454	1:01.716	18.275	22.453	20.988	104.692	84.625
6	14:50:57.399	1:00.777	18.224	22.165	20.388	109.653	86.146	6	14:51:07.314	1:01.860	18.330	22.474	21.056	104.856	84.625
7	14:51:58.326	1:00.927	18.208	22.365	20.354	109.474	86.257	7	14:52:09.422	1:02.108	18.267	22.529	21.312	105.020	84.412
8	14:53:00.794	1:02.468	18.306	22.284	21.878	108.413	86.035	8	14:53:11.254	1:01.832	18.388	22.426	21.018	102.768	83.885
9	14:54:01.984	1:01.190	18.430	22.401	20.359	106.520	85.815	9	14:54:14.274	1:03.020	18.960	22.631	21.429	103.882	84.518
10	14:55:03.040	1:01.056	18.476	22.132	20.448	108.413	87.722	10	14:55:16.094	1:01.820	18.380	22.554	20.886	105.184	84.200
11	14:56:04.148	1:01.108	18.520	22.329	20.259	109.118	85.162	11	14:56:18.926	1:02.832	18.546	23.142	21.144	106.015	84.625
12	14:57:05.075	1:00.927	18.201	22.345	20.381	108.238	85.487	12	14:57:20.724	1:01.798	18.306	22.540	20.952	104.692	84.412
13	14:58:05.777	1:00.702	18.106	22.240	20.356	107.717	86.368	13	14:58:23.379	1:02.655	18.582	23.174	20.899	104.856	84.412
14	14:59:07.097	1:01.320	18.286	22.417	20.617	108.238	86.035	14	14:59:25.396	1:02.017	18.584	22.411	21.022	104.529	85.054
15	15:00:08.685	1:01.588	18.494	22.753	20.341	107.717	85.706	15	15:00:27.894	1:02.498	19.209	22.481	20.808	105.349	82.747
16	15:01:09.679	1:00.994	18.316	22.402	20.276	107.890	86.035	16	15:01:30.266	1:02.372	18.281	22.502	21.589	105.020	83.989
17	15:02:14.945	1:05.266	20.242	24.360	20.664	108.588	82.442	17	15:02:32.199	1:01.933	18.368	22.594	20.971	102.768	84.839
18	15:03:16.544	1:01.599	18.231	22.842	20.526	108.064	86.590	18	15:03:33.904	1:01.705	18.299	22.433	20.973	104.856	84.306
19	15:04:17.941	1:01.397	18.255	22.542	20.600	108.413	86.368	19	15:04:36.249	1:02.345	18.822	22.471	21.052	104.692	84.946
20	15:05:19.255	1:01.314	18.348	22.476	20.490	106.183	86.479	20	15:05:39.135	1:02.886	18.338	23.143	21.405	104.692	84.839
(24) Samuel JOHNSTON															
1	14:45:57.656	1:08.117	20.483	25.674	21.960	75.148	84.200	1	14:45:57.656	1:08.117	20.483	25.674	21.960	75.148	84.200
2	14:47:00.433	1:02.777	18.795	22.831	21.151	105.515	85.379	2	14:47:00.433	1:02.777	18.795	22.831	21.151	105.515	85.379
3	14:48:02.949	1:02.516	18.548	22.753	21.215	106.689	85.162	3	14:48:02.949	1:02.516	18.548	22.753	21.215	106.689	85.162
4	14:49:04.931	1:01.982	18.382	22.370	21.230	105.681	85.162	4	14:49:04.931	1:01.982	18.382	22.370	21.230	105.681	85.162
5	14:50:06.863	1:01.932	18.322	22.159	21.451	105.848	84.946	5	14:50:06.863	1:01.932	18.322	22.159	21.451	105.848	84.946
6	14:51:08.833	1:01.970	18.421	22.213	21.336	104.692	84.625	6	14:51:08.833	1:01.970	18.421	22.213	21.336	104.692	84.625
7	14:52:10.916	1:02.083	18.139	22.390	21.554	105.020	84.839	7	14:52:10.916	1:02.083	18.139	22.390	21.554	105.020	84.839
8	14:53:13.120	1:02.204	18.393	22.188	21.623	102.454	83.989	8	14:53:13.120	1:02.204	18.393	22.188	21.623	102.454	83.989
9	14:54:14.673	1:01.553	18.234	22.280	21.039	104.204	84.095	9	14:54:14.673	1:01.553	18.234	22.280	21.039	104.204	84.095
10	14:55:16.728	1:02.055	18.384	22.445	21.226	105.848	84.839	10	14:55:16.728	1:02.055	18.384	22.445	21.226	105.848	84.839
11	14:56:19.444	1:02.716	18.456	22.808	21.452	105.848	84.095	11	14:56:19.444	1:02.716	18.456	22.808	21.452	105.848	84.095
12	14:57:21.373	1:01.929	18.165	22.459	21.305	105.349	84.839	12	14:57:21.373	1:01.929	18.165	22.459	21.305	105.349	84.839
13	14:58:24.103	1:02.730	18.693	22.657	21.380	104.366	84.306	13	14:58:24.103	1:02.730	18.693	22.657	21.380	104.366	84.306
14	14:59:25.829	1:01.726	18.441	22.263	21.022	103.561	83.885	14	14:59:25.829	1:01.726	18.441	22.263	21.022	103.561	83.885
15	15:00:29.270	1:03.441	19.695	22.446	21.300	106.351	81.048	15	15:00:29.270	1:03.441	19.695	22.446	21.300	106.351	81.048
16	15:01:31.353	1:02.083	18.739	22.096	21.248	104.529	83.467	16	15:01:31.353	1:02.083	18.739	22.096	21.248	104.529	83.467
17	15:02:33.276	1:01.923	18.232	22.445	21.246	105.020	83.885	17	15:02:33.276	1:01.923	18.232	22.445	21.246	105.020	83.885
18	15:03:35.835	1:02.559	18.874	22.414	21.271	103.561	84.306	18	15:03:35.835	1:02.559	18.874	22.414	21.271	103.561	84.306
19	15:04:37.786	1:01.951	18.270	22.498	21.183	104.692	83.989	19	15:04:37.786	1:01.951	18.270	22.498	21.183	104.692	83.989
20	15:05:39.844	1:02.058	18.595	22.503	20.960	104.366	84.095	20	15:05:39.844	1:02.058	18.595	22.503	20.960	104.366	84.095
(80) Tylor BALLARD															
1	14:45:56.834	1:07.588	20.187			74.152	83.780	1	14:45:56.834	1:07.588	20.187			74.152	83.780
2	14:46:59.387	1:02.553	18.662			104.856	84.625	2	14:46:59.387	1:02.553	18.662			104.856	84.625
3	14:48:01.847	1:02.460	18.532			105.848		3	14:48:01.847	1:02.460	18.532			105.848	
4	14:49:04.070	1:02.223	18.483			106.015	84.095	4	14:49:04.070	1:02.223	18.483			106.015	84.095
5	14:50:05.925	1:01.855	18.359			105.349	84.625	5	14:50:05.925	1:01.855	18.359			105.349	84.625
6	14:51:07.958	1:02.033	18.509			105.184	83.780	6	14:51:07.958	1:02.033	18.509			105.184	83.780
7	14:52:13.333	1:05.375	18.522			105.349	83.989	7	14:52:13.333	1:05.375	18.522			105.349	83.989
8	14:53:15.950	1:02.617	18.650			101.678	83.260	8	14:53:15.950	1:02.617	18.650			101.678	83.260
9	14:54:18.358	1:02.408	18.525			103.561		9	14:54:18.358	1:02.408	18.525			103.561	
10	14:55:20.538	1:02.180	18.490			104.043	83.675	10	14:55:20.538	1:02.180	18.490			104.043	83.675
11	14:56:22.792	1:02.254	18.480			104.366	83.780	11	14:56:22.792	1:02.254	18.480			104.366	83.780
12	14:57:25.047	1:02.255	18.546			102.142	83.780	12	14:57:25.047	1:02.255	18.546			102.142	83.780
13	14:58:26.835	1:01.788	18.367			104.043	84.200	13	14:58:26.835	1:01.788	18.367			104.043	84.200
14	14:59:28.567	1:01.732	18.361			104.366		14	14:59:28.567	1:01.732	18.361			104.366	
15	15:00:30.186	1:01.619	18.332			104.529	84.095	15	15:00:30.186	1:01.619	18.332			104.529	84.095
16	15:01:31.794	1:01.608	18.233			105.020	84.200	16	15:01:31.794	1:01.608	18.233			105.020	84.200
17	15:02:33.526	1:01.732	18.418			106.015	83.260	17	15:02:33.526	1:01.732	18.418			106.015	83.260
18	15:03:36.302	1:02.776	18.948			105.681		18	15:03:36.302	1:02.776	18.948			105.681	
19	15:04:38.066	1:01.764	18.302			104.856	83.780	19	15:04:38.066	1:01.764	18.302			104.856	83.780
20	15:05:40.203	1:02.137	18.580			105.349	83.571	20	15:05:40.203	1:02.137	18.580			105.349	83.571
(50) John BOOTH															
1	14:45:57.082	1:08.389	20.156	26.703	21.530	74.152	84.839	1	14:45:57.082	1:08.389	20.156	26.703	21.530	74.152	84.839
2	14:47:00.115	1:03.033	18.794	23.156	21.083	106.520	85.487	2	14:47:00.115	1:03.033	18.794	23.156	21.083	106.520	85.487
3	14:48:02.368	1:02.253	18.495	22.876	20.882	107.372	85.596	3	14:48:02.368	1:02.253	18.495	22.876	20.882	107.372	85.596
4	14:49:05.387	1:03.019	18.426	22.762	21.831	107.201	85.487	4	14:49:05.387	1:03.019	18.426	22.762	21.831	107.201</	

Super Lap Scotland - Round 5 AC

MG Trophy

Knockhill 1.267 miles

Race 4

03/08/2019 14:50

Race (20:00 Time) started at 14:44:39

Lap	Time of Day	Lap Tm	S1	S2	S3	SFSpd	S1Spd	Lap	Time of Day	Lap Tm	S1	S2	S3	SFSpd	S1Spd
9	14:54:18.848	1:02.178	18.591	22.541	21.046	105.681	84.839								
10	14:55:21.361	1:02.513	18.688	22.686	21.139	106.351	83.780								
11	14:56:23.698	1:02.337	18.556	22.674	21.107	105.349	84.518								
12	14:57:26.161	1:02.463	18.639	22.660	21.164	104.692	82.645								
13	14:58:28.270	1:02.109	18.359	22.703	21.047	104.204	84.518								
14	14:59:30.856	1:02.586	18.323	22.661	21.602	105.020	84.412								
15	15:00:32.985	1:02.129	18.390	22.712	21.027	103.084	83.675								
16	15:01:35.408	1:02.423	18.463	22.677	21.283	105.184	84.412								
17	15:02:37.911	1:02.503	18.519	22.885	21.099	104.529	84.518								
18	15:03:40.475	1:02.564	18.515	22.888	21.161	104.529	84.200								
19	15:04:43.003	1:02.528	18.505	22.828	21.195	104.529	84.200								
20	15:05:47.338	1:04.335	18.455	24.412	21.468	104.529	83.467								

(136) Josh BACON

1	14:45:58.491	1:08.552	20.640	25.494	22.418	72.470	82.951								
2	14:47:02.534	1:04.043	19.058	23.092	21.893	102.768	82.341								
3	14:48:06.398	1:03.864	18.620	23.303	21.941	101.218	82.240								
4	14:49:10.829	1:04.431	18.880	23.426	22.125	101.066	81.739								
5	14:50:14.549	1:03.720	18.983	23.013	21.724	100.914	81.540								
6	14:51:18.282	1:03.733	18.913	22.954	21.866	100.611	81.146								
7	14:52:22.479	1:04.197	19.039	23.233	21.925	99.566	81.244								
8	14:53:26.539	1:04.060	18.958	23.210	21.892	100.460	81.540								
9	14:54:30.425	1:03.886	19.066	23.149	21.671	99.863	81.146								
10	14:55:34.374	1:03.949	18.796	23.275	21.878	101.524	80.950								
11	14:56:38.075	1:03.701	18.921	22.962	21.818	101.066	81.244								
12	14:57:41.901	1:03.826	19.021	22.989	21.816	101.218	81.244								
13	14:58:45.475	1:03.574	18.967	22.863	21.744	101.066	80.853								
14	14:59:49.238	1:03.763	18.798	22.980	21.985	100.914	81.441								
15	15:00:56.883	1:07.645	18.800	26.952	21.893	100.460	80.950								
16	15:02:02.237	1:05.354	19.277	24.367	21.710	101.066	80.853								
17	15:03:07.817	1:05.580	20.848	22.921	21.811	91.677	82.951								
18	15:04:11.577	1:03.760	18.863	22.989	21.908	100.914	81.343								
19	15:05:16.169	1:04.592	19.258	23.110	22.224	100.762	80.755								

Clerk of the Course.

Sig : _____ Time : _____
 Chief Timekeeper : Ian Sharp (SMART Timing)
 Results available at www.smart-timng.co.uk and www.speedhive.com

Printed: 03/08/2019 15:15:44

Orbits



Super Lap Scotland - Round 5 AC

Lapchart

MG Trophy

Knockhill 1.267 miles

Race 4

03/08/2019 14:50

Race (20:00 Time) started at 14:44:39

Competitors	Laps																				
	0	1	2	3	4	5	6	7	8	9	10	11	12	13	14	15	16	17	18	19	20
Graham ROSS (1)	1	1	1	1	1	1	1	1	1	1	1	1	1	1	1	1	1	1	1	1	1
Mike HARRIS (37)	2	37	37	37	37	37	37	37	37	37	37	37	37	37	37	37	37	37	37	37	37
Doug COLE (99)	3	99	99	99	99	99	99	99	99	99	99	99	99	99	99	99	99	99	99	99	99
Patrick BOOTH (33)	4	33	3	3	3	3	3	3	3	3	3	3	3	3	3	3	3	33	33	33	33
Paul LUTI (69)	5	69	87	87	87	87	87	87	87	87	33	33	33	33	33	33	33	3	3	3	3
Colin ROBERTSON (87)	6	87	64	64	33	33	33	64	33	33	33	87	87	87	87	87	87	69	69	69	69
Sam KIRKPATRICK (3)	7	3	55	33	64	64	64	69	64	69	69	69	69	69	69	69	69	64	64	64	64
Matt TURNBULL (64)	8	64	33	55	69	69	69	33	69	64	64	64	64	64	64	64	64	87	87	87	87
Tom BUTLER (55)	9	55	69	69	55	55	55	55	55	55	55	55	55	55	55	55	55	55	55	55	55
John BOOTH (50)	10	50	88	88	93	93	93	93	88	88	93	93	93	93	93	93	93	93	93	93	93
James COLE (88)	11	88	93	93	88	88	88	88	93	93	88	88	88	88	88	88	88	88	88	88	88
Joe DALGARNO (93)	12	93	80	80	80	80	80	24	24	24	24	24	24	24	24	24	24	24	24	24	24
Tylor BALLARD (80)	13	80	50	50	50	24	24	24	80	80	80	80	80	80	80	80	80	80	80	80	80
Samuel JOHNSTON (24)	14	24	24	24	24	50	50	50	50	50	50	50	50	50	50	50	50	50	50	50	50
Josh BACON (136)	15	136	136	136	136	136	136	136	136	136	136	136	136	136	136	136	136	136	136	136	136
-	16																				

Margin of Victory	Avg. Speed	Best Lap Tm	Best Speed	Best Lap by
2.348	75.140	59.594	76.532	1 - Graham ROSS

Clerk of the Course. Orbits

Sig : Time :
 Chief Timekeeper : Ian Sharp (SMART Timing)
 Results available at www.smart-timng.co.uk and www.speedhive.com



Knockhill

4th August 2019

Round 6 – Clockwise



S.M.A.R.T.

Scottish Motorsports Automatic Race Timing

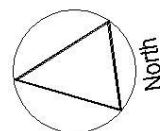
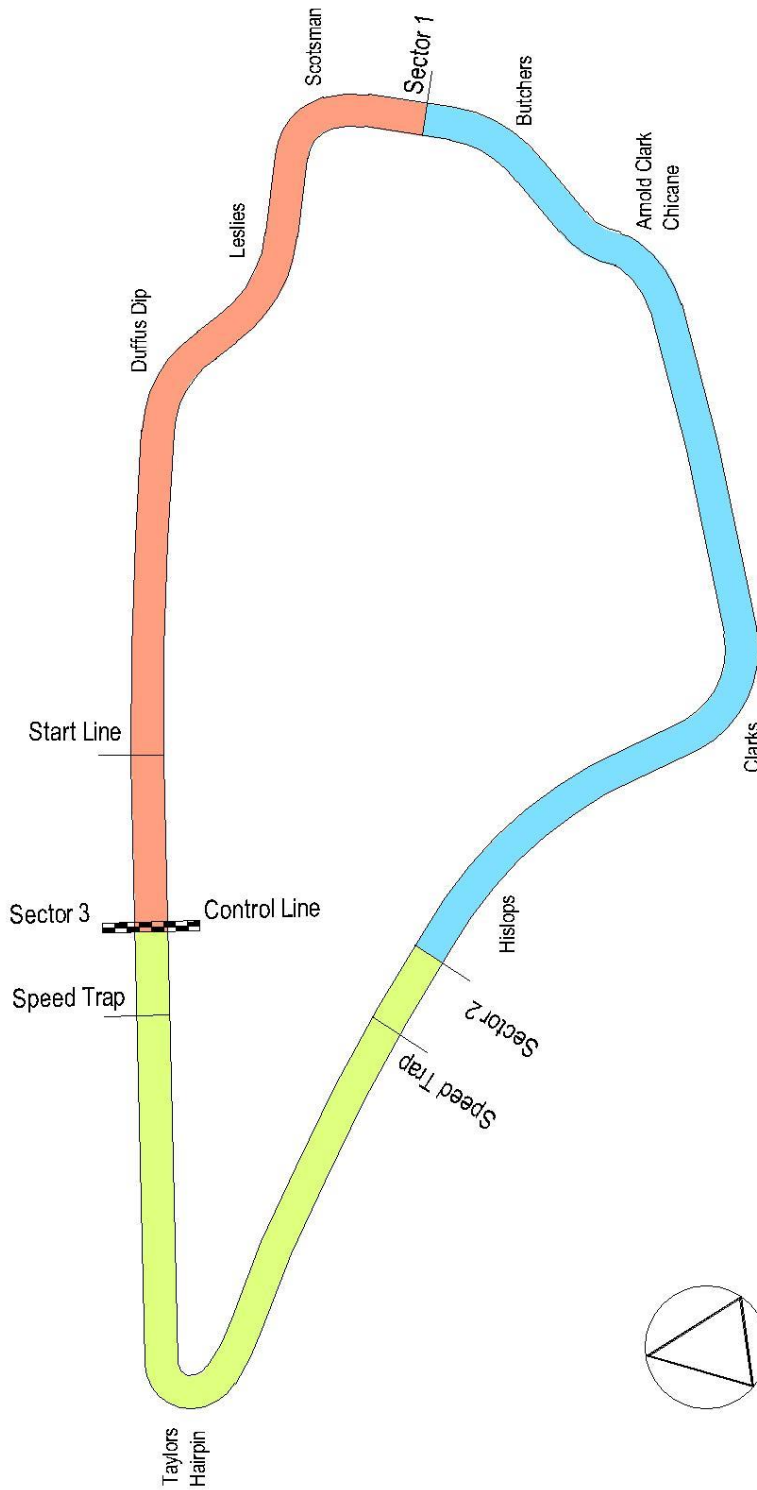

Ravenslea, Melrose Road, Galashiels, TD1 2AT

Telephone : 01896 – 752447

Scottish Motorsports Automatic Race Timing

Circuit layout

Knockhill – Clockwise



Length	
Sector 1	0.433 Mile
Sector 2	0.503 Mile
Sector 3	0.334 Mile



Super Lap Scotland - Round 6

Sorted on best lap time

MG Trophy

Knockhill 1.267 miles

Free Practice

04/08/2019 09:50

Practice (15:00 Time) started at 9:45:32

Pos	No.	Name	Make/Model	Class Code	Laps	Best Tm	Diff	Best Speed	2nd Best
1	1	Graham ROSS	MG ZR 190	A	13	1:02.292		73.217	1:02.641
2	3	Sam KIRKPATRICK	MG ZR 170	B	15	1:02.427	0.135	73.059	1:02.563
3	64	Matt TURNBULL	MG ZR 170	B	13	1:02.437	0.145	73.047	1:02.997
4	73	Ross MAKAR	MG ZR 190	A	14	1:02.782	0.490	72.646	1:03.251
5	69	Paul LUTI	MG ZR 170	B	14	1:03.071	0.779	72.313	1:03.225
6	33	Patrick BOOTH	MG ZR 190	A	13	1:03.860	1.568	71.419	1:04.342
7	80	Tylor BALLARD	MG ZR 170	B	14	1:03.920	1.628	71.352	1:04.154
8	87	Colin ROBERTSON	MG3 190	MG3	11	1:04.158	1.866	71.088	1:04.729
9	24	Samuel JOHNSTON	MG ZR 170	B	13	1:04.378	2.086	70.845	1:04.492
10	55	Tom BUTLER	MG ZR 170	B	14	1:04.398	2.106	70.823	1:04.542
11	37	Mike HARRIS	MG ZR 190	A	13	1:04.556	2.264	70.649	1:05.206
12	99	Doug COLE	MG ZR 190	A	11	1:04.634	2.342	70.564	1:04.794
13	93	Joe DALGARNO	MG ZR 170	B	13	1:04.932	2.640	70.240	1:05.046
14	50	John BOOTH	MG ZR 170	B	13	1:05.803	3.511	69.311	1:06.181
15	136	Josh BACON	MG ZR 160	C	14	1:06.629	4.337	68.451	1:06.921
16	88	James COLE	MG ZR 170	B	8	1:08.257	5.965	66.819	1:09.218

Clerk of the Course.

Orbits

Sig : Time :
 Chief Timekeeper : Ian Sharp (SMART Timing)
 Results available at www.smart-timing.co.uk and www.speedhive.com
 Printed: 04/08/2019 10:02:54





Super Lap Scotland - Round 6

MG Trophy

Knockhill 1.267 miles

Free Practice

04/08/2019 09:50

Practice (15:00 Time) started at 9:45:32

Lap	Time of Day	Lap Tm	S1	S2	S3	S3Spd	SFSpd	Lap	Time of Day	Lap Tm	S1	S2	S3	S3Spd	SFSpd
(1) Graham ROSS															
1	9:47:21.375			27.264	21.372	81.146	72.314	10	9:56:19.904	1:03.643	20.632	23.913	19.098	92.181	82.645
2	9:48:31.652	1:10.277	23.616	25.818	20.843	82.849	83.157	11	9:57:25.228	1:05.324	21.661	24.519	19.144	90.320	81.639
3	9:49:42.988	1:11.336	22.013	28.867	20.456	67.175	83.363	12	9:58:28.453	1:03.225	20.354	23.861	19.010	91.303	81.639
4	9:50:48.128	1:05.140	21.372	24.787	18.981	90.442	84.200	13	9:59:32.080	1:03.627	20.506	23.788	19.333	91.677	80.561
5	9:51:52.197	1:04.069	21.119	24.073	18.877	93.076	83.780	14	10:00:35.151	1:03.071	20.344	23.617	19.110	91.928	81.540
6	9:52:55.527	1:03.330	20.804	23.762	18.764	92.308	83.467	(33) Patrick BOOTH							
7	9:53:59.568	1:04.041	20.967	23.768	19.306	91.677	83.260	1	9:47:19.372			28.825	21.666	82.951	78.214
8	9:55:03.129	1:03.561	20.883	23.799	18.879	92.818	84.200	2	9:48:30.262	1:10.890	23.564	26.490	20.836	77.941	80.176
9	9:56:06.449	1:03.320	20.813	23.666	18.841	92.818	84.625	3	9:49:37.991	1:07.729	22.105	25.584	20.040	89.477	79.890
10	9:57:09.615	1:03.166	20.680	23.783	18.703	93.205	83.885	4	9:50:46.369	1:08.378	22.042	26.397	19.939	88.767	80.853
11	9:58:12.256	1:02.641	20.549	23.513	18.579	92.818	84.306	5	9:51:54.504	1:08.135	22.019	26.223	19.893	89.358	81.343
12	9:59:14.548	1:02.292	20.325	23.354	18.613	93.595	84.412	6	9:53:00.798	1:06.294	21.478	24.833	19.983	90.442	81.639
13	10:00:21.385	1:06.837	20.395	23.328	23.114	93.988	33.773	7	9:54:08.319	1:07.521	22.540	25.385	19.596	90.932	81.739
(3) Sam KIRKPATRICK															
1	9:46:44.711		25.994	19.656	89.358	80.853		8	9:55:13.205	1:04.886	21.127	24.554	19.205	91.928	81.244
2	9:47:49.600	1:04.889	21.565	24.356	18.968	91.303	81.739	9	9:56:18.680	1:05.475	21.103	25.166	19.206	92.562	81.938
3	9:48:53.033	1:03.433	20.760	23.906	18.767	91.427	81.839	10	9:57:27.133	1:08.453	23.679	25.531	19.243	90.932	81.343
4	9:49:56.136	1:03.103	20.424	23.862	18.817	91.055	81.639	11	9:58:31.475	1:04.342	21.004	24.165	19.173	91.802	80.755
5	9:50:59.154	1:03.018	20.492	23.685	18.841	92.054	82.645	12	9:59:35.941	1:04.466	20.764	24.518	19.184	91.303	81.540
6	9:52:02.624	1:03.470	20.646	23.812	19.012	91.303	82.341	13	10:00:39.801	1:03.860	20.842	23.952	19.066	92.181	80.853
7	9:53:06.124	1:03.500	20.381	24.218	18.901	91.802	82.039	(80) Tylor BALLARD							
8	9:54:09.133	1:03.009	20.072	23.888	19.049	91.179	82.442	1	9:47:11.306				22.440	80.658	77.047
9	9:55:13.751	1:04.618	20.618	18.814	90.932	82.849	81.839	2	9:48:23.662	1:12.356			20.461	79.043	
10	9:56:17.809	1:04.058	20.458	18.905	92.435	82.341	81.938	3	9:49:32.232	1:08.570			19.966	80.368	
11	9:57:20.563	1:02.754	20.116	18.736	91.179	81.938	81.938	4	9:50:38.735	1:05.503			19.732	80.465	
12	9:58:23.126	1:02.563	19.992	23.755	18.816	91.427	81.938	5	9:51:44.989	1:06.254			19.365	81.048	
13	9:59:25.812	1:02.686	20.105	23.842	18.739	91.552	81.938	6	9:52:50.036	1:05.047			19.246	80.755	
14	10:00:28.492	1:02.680	20.105	23.842	18.739	91.552	81.938	7	9:53:56.013	1:05.977			20.022	81.146	
15	10:01:30.919	1:02.427	20.395	23.621	18.743	91.802	81.839	8	9:55:00.969	1:04.956			19.384	80.176	
(64) Matt TURNBULL															
1	9:47:05.916		28.569	21.058	83.467	76.958		9	9:56:05.441	1:04.472			19.172	80.368	
2	9:48:14.423	1:08.507	23.036	25.613	19.858	89.239	80.272	10	9:57:10.099	1:04.658			19.368	81.639	
3	9:49:20.610	1:06.187	21.754	25.077	19.356	89.957	79.890	11	9:58:14.693	1:04.594			19.216	80.465	
4	9:50:25.407	1:04.797	21.120	24.727	18.950	90.320	80.658	12	9:59:18.613	1:03.920			19.043	80.081	
5	9:51:29.087	1:03.680	20.715	24.187	18.778	90.932	80.853	13	10:00:23.206	1:04.593			19.255	79.985	
6	9:52:32.171	1:03.084	20.432	23.693	18.959	92.690	81.244	14	10:01:27.360	1:04.154			19.109	79.890	
7	9:53:35.484	1:03.313	20.447	23.980	18.886	92.181	81.244	(87) Colin ROBERTSON							
8	9:54:38.481	1:02.997	20.367	23.675	18.955	91.802	81.540	1	9:47:20.338			27.752	21.313	83.571	79.795
9	9:55:45.675	1:07.194	20.480	25.857	20.857	74.897	80.272	2	9:48:30.888	1:10.550	23.498	26.026	21.026	75.828	81.441
10	9:56:49.412	1:03.737	20.812	23.994	18.931	91.055	80.950	3	9:49:43.361	1:12.473	22.126	25.511	24.836	93.205	49.308
11	9:57:51.849	1:02.437	20.116	23.485	18.836	91.552	81.441	4	9:50:50.595	1:07.234	23.157	24.746	19.331	93.076	82.139
12	9:58:59.124	1:07.275	21.726	25.588	19.961	84.306	81.244	5	9:51:55.773	1:05.178	21.257	24.410	19.511	92.947	81.540
13	10:00:15.425	1:16.301	22.965	28.713	24.623	72.785	35.116	6	9:53:00.698	1:04.925	21.135	24.222	19.568	94.518	80.272
(73) Ross MAKAR															
1	9:47:26.621		26.623	25.752	64.403	83.054		7	9:54:05.427	1:04.729	21.305	24.150	19.274	93.076	81.639
2	9:48:32.580	1:05.959	21.567	24.665	19.727	92.690	84.095	8	9:55:09.585	1:04.158	20.887	24.057	19.214	93.076	81.441
3	9:49:39.451	1:06.871	21.857	25.115	19.899	91.552	83.885	9	9:56:16.180	1:06.595	20.879	26.520	19.196	90.932	80.950
4	9:50:44.057	1:04.606	21.315	24.290	19.001	93.335	84.412	10	9:57:21.466	1:05.286	20.812	24.290	20.184	77.047	82.039
5	9:51:48.194	1:04.137	21.250	23.997	18.890	92.562	83.675	11	9:58:28.116	1:06.650	20.408	23.974	22.268	93.465	34.432
6	9:52:51.757	1:03.563	20.921	23.868	18.774	93.335	83.780	(24) Samuel JOHNSTON							
7	9:53:55.620	1:03.863	20.871	23.839	19.153	93.857	83.157	1	9:46:56.030			26.865	20.983	82.039	74.399
8	9:54:58.982	1:03.362	20.742	23.780	18.840	93.726	84.518	2	9:48:04.276	1:08.246	22.602	25.395	20.249	87.722	77.224
9	9:56:02.891	1:03.909	21.064	24.014	18.831	92.435	83.363	3	9:49:10.657	1:06.381	22.058	24.522	19.801	89.716	78.305
10	9:57:06.525	1:03.634	20.844	23.985	18.805	92.562	83.571	4	9:50:16.283	1:05.626	21.649	24.323	19.654	87.494	78.580
11	9:58:10.102	1:03.577	20.806	23.885	18.886	92.562	83.885	5	9:51:21.255	1:04.972	21.460	23.996	19.516	89.120	77.402
12	9:59:13.716	1:03.614	20.622	24.091	18.901	92.562	83.260	6	9:52:25.984	1:04.729	21.426	24.012	19.291	89.358	78.857
13	10:00:16.498	1:02.782	20.463	23.552	18.767	94.120	83.675	7	9:53:31.167	1:05.183	21.604	23.964	19.615	90.198	77.047
14	10:01:19.749	1:03.251	20.610	23.745	18.896	93.595	83.157	8	9:54:39.319	1:08.152	22.149	25.624	20.379	76.000	80.081
(69) Paul LUTI															
1	9:46:47.010		24.699	19.890	89.957	80.755		9	9:55:47.468	1:08.149	20.714	24.328	23.107	86.257	38.194
2	9:47:51.443	1:04.433	21.494	23.830	19.109	91.928	81.048	10	9:57:49.226	2:01.758	1:17.723	24.592	19.443	89.358	77.402
3	9:48:55.094	1:03.651	20.674	23.811	19.166	91.802	82.039	11	9:58:53.718	1:04.492	21.257	23.883	19.352	90.442	79.323
4	9:49:58.500	1:03.406	20.607	23.724	19.075	92.181	81.938	12	9:59:58.096	1:04.378	20.809	24.275	19.294	89.957	79.323
5	9:51:01.879	1:03.379	20.559	23.755	19.065	92.054	82.139	13	10:01:02.724	1:04.628	20.896	24.316	19.416	90.320	79.043
6	9:52:05.390	1:03.511	20.562	23.755	19.194	91.802	82.240	(55) Tom BUTLER							
7	9:53:09.013	1:03.623	20.498	23.847	19.278	91.055	82.442	1	9:46:50.009			26.564	20.430	87.153	80.853
8	9:54:12.763	1:03.750	20.686	23.869	19.195	90.809	81.639	2	9:47:56.959	1:06.950	22.545	24.607	19.798	92.181	81.441
9	9:55:16.261	1:03.498	20.486	23.820	19.192	91.427	82.039	3	9:49:03.001	1:06.042	21.857	24			

Super Lap Scotland - Round 6

MG Trophy

Knockhill 1.267 miles

Free Practice

04/08/2019 09:50

Practice (15:00 Time) started at 9:45:32

Lap	Time of Day	Lap Tm	S1	S2	S3	S3Spd	SFSpd	Lap	Time of Day	Lap Tm	S1	S2	S3	S3Spd	SFSpd
9	9:55:33.480	1:04.542	21.097	24.188	19.257	92.308	81.639	9	9:55:53.100	1:06.629	21.371	25.231	20.027	87.608	78.214
10	9:56:38.138	1:04.658	21.161	24.222	19.275	92.181	81.639	10	9:57:00.021	1:06.921	21.372	25.341	20.208	86.257	77.671
11	9:57:43.039	1:04.901	21.437	24.206	19.258	92.690	81.839	11	9:58:08.347	1:08.326	21.405	26.543	20.378	85.162	77.224
12	9:58:47.777	1:04.738	21.186	24.220	19.332	92.054	81.839	12	9:59:16.819	1:08.472	21.468	26.532	20.472	85.270	77.224
13	9:59:52.175	1:04.398	21.127	23.919	19.352	92.562	81.441	13	10:00:24.973	1:08.154	21.309	26.069	20.776	81.839	76.519
14	10:00:57.045	1:04.870	21.162	24.344	19.364	91.552	81.739	14	10:01:32.496	1:07.523	21.357	25.462	20.704	81.540	77.581

(37) Mike HARRIS

1	9:47:09.002			31.198	22.279	77.491	78.488
2	9:48:35.041	1:26.039			26.597	67.991	79.700
3	9:49:46.769	1:11.728			20.088	88.532	82.442
4	9:50:56.240	1:09.471	23.294	26.276	19.901	90.442	82.442
5	9:52:07.890	1:11.650			19.837	91.303	82.240
6	9:53:15.794	1:07.904		25.724	19.627	91.303	82.951
7	9:54:22.688	1:06.894			19.421	92.181	82.747
8	9:55:29.379	1:06.691			19.457	91.802	82.442
9	9:56:35.590	1:06.211			19.431	92.308	82.951
10	9:57:41.152	1:05.562			19.096	91.677	83.157
11	9:58:46.358	1:05.206			19.114	93.857	83.780
12	9:59:50.914	1:04.556	21.225	24.302	19.029	93.595	84.095
13	10:00:58.580	1:07.666			20.364	73.745	76.086

(88) James COLE

1	9:47:11.708					27.090	21.941	82.849	78.305
2	9:48:24.874	1:13.166			24.740	27.645	20.781	84.732	78.123
3	9:49:34.255	1:09.381			23.307	25.881	20.193	87.494	78.580
4	9:50:43.964	1:09.709					20.788	78.950	73.342
5	9:51:57.603	1:13.639				25.626	24.696	86.927	35.620
6	9:53:35.133	1:37.530		51.822	25.227	20.481	20.481	88.416	74.730
7	9:54:43.390	1:08.257			22.977	25.176	20.104	87.266	78.580
8	9:55:52.608	1:09.218	21.895	25.044	22.279			88.649	36.177

(99) Doug COLE

1	9:47:10.058			29.245	22.459	72.236	81.540
2	9:48:22.386	1:12.328	25.267	26.845	20.216	91.677	82.543
3	9:49:30.533	1:08.147	22.885	25.631	19.631	92.818	83.363
4	9:50:37.532	1:06.999	22.294	25.035	19.670	93.595	83.157
5	9:51:43.767	1:06.235	21.846	24.821	19.568	93.726	82.951
6	9:52:48.758	1:04.991	21.516	24.178	19.297	93.857	83.467
7	9:53:53.644	1:04.886	21.398	24.152	19.336	92.435	83.363
8	9:54:58.278	1:04.634	21.398	24.083	19.153	92.690	83.467
9	9:56:03.804	1:05.526	21.327	24.900	19.299	93.988	83.885
10	9:57:08.598	1:04.794	21.576	23.924	19.294	93.726	83.363
11	9:58:19.319	1:10.721	21.088	25.523	24.110	71.620	41.942

(93) Joe DALGARNO

1	9:47:16.223			28.145	22.167	82.543	77.402
2	9:48:28.262	1:12.039	23.389	27.241	21.409	85.162	78.488
3	9:49:39.077	1:10.815	22.726	26.194	21.895	87.837	71.391
4	9:50:50.160	1:11.083	23.604	26.605	20.874	86.927	67.242
5	9:51:59.698	1:09.538	23.304	25.698	20.536	88.884	79.417
6	9:53:07.681	1:07.983	21.969	25.585	20.429	83.363	79.043
7	9:54:14.156	1:06.475	21.470	25.282	19.723	90.442	79.700
8	9:55:20.947	1:06.791	21.197	24.485	21.109	90.442	79.043
9	9:56:27.067	1:06.120	21.558	24.669	19.893	89.596	79.795
10	9:57:32.974	1:05.907	21.325	24.619	19.963	89.836	80.561
11	9:58:39.338	1:06.364	22.089	24.466	19.809	90.198	80.176
12	9:59:44.384	1:05.046	21.012	24.329	19.705	90.077	80.176
13	10:00:49.316	1:04.932	20.908	24.134	19.890	87.608	80.368

(50) John BOOTH

1	9:47:13.356			27.613	21.319	84.518	77.224
2	9:48:25.947	1:12.591	24.028	27.493	21.070	84.518	78.488
3	9:49:35.257	1:09.310	23.420	25.511	20.379	87.952	79.606
4	9:50:42.608	1:07.351	22.262	25.407	19.682	88.767	80.176
5	9:51:50.297	1:07.689	22.069	25.864	19.756	89.957	80.658
6	9:52:56.478	1:06.181	21.546	24.929	19.706	85.487	80.272
7	9:54:02.680	1:06.202	21.780	24.835	19.587	89.836	79.700
8	9:55:08.483	1:05.803	21.538	24.588	19.677	89.716	79.890
9	9:56:17.497	1:09.014	21.323	28.120	19.571	88.884	79.890
10	9:57:29.516	1:12.019	23.619	28.634	19.766	84.839	79.230
11	9:58:36.591	1:07.075	21.732	25.528	19.815	87.266	79.043
12	9:59:46.065	1:09.474	21.749	26.294	21.431	72.081	77.941
13	10:00:53.043	1:06.978	22.136	25.276	19.566	89.957	74.070

(136) Josh BACON

1	9:46:52.357			26.489	21.180	84.946	76.782
2	9:48:01.282	1:08.925	22.658	25.644	20.623	85.815	77.047
3	9:49:09.029	1:07.747	21.990	25.436	20.321	86.146	77.135
4	9:50:17.454	1:08.425	21.650	26.138	20.637	77.761	77.851
5	9:51:25.027	1:07.573	21.626	25.590	20.357	84.625	77.671
6	9:52:32.191	1:07.164	21.553	25.451	20.160	85.815	77.581
7	9:53:39.356	1:07.165	21.838	25.247	20.080	86.590	77.941
8	9:54:46.471	1:07.115	21.579	25.412	20.124	85.925	78.580

Clerk of the Course.

Sig : Time :
 Chief Timekeeper : Ian Sharp (SMART Timing)
 Results available at www.smart-timing.co.uk and www.speedhive.com
 Printed: 04/08/2019 10:03:22



Super Lap Scotland - Round 6

Sorted on best lap time

MG Trophy

Knockhill 1.267 miles

Qualifying

04/08/2019 11:25

Practice (20:00 Time) started at 11:23:50

Pos	No.	Name	Make/Model	Class Code	Laps	Best Tm	Diff	Best Speed	2nd Best
1	73	Ross MAKAR	MG ZR 190	A	15	59.349		76.848	59.706
2	1	Graham ROSS	MG ZR 190	A	13	59.646	0.297	76.465	59.677
3	3	Sam KIRKPATRICK	MG ZR 170	B	15	1:00.756	1.407	75.068	1:00.772
4	87	Colin ROBERTSON	MG3 190	MG3	13	1:00.888	1.539	74.905	1:01.543
5	64	Matt TURNBULL	MG ZR 170	B	19	1:00.896	1.547	74.896	1:01.016
6	69	Paul LUTI	MG ZR 170	B	11	1:00.919	1.570	74.867	1:01.034
7	99	Doug COLE	MG ZR 190	A	17	1:01.463	2.114	74.205	1:01.528
8	37	Mike HARRIS	MG ZR 190	A	14	1:01.612	2.263	74.025	1:01.804
9	55	Tom BUTLER	MG ZR 170	B	16	1:01.657	2.308	73.971	1:01.967
10	88	James COLE	MG ZR 170	B	16	1:01.885	2.536	73.699	1:02.192
11	33	Patrick BOOTH	MG ZR 190	A	12	1:02.158	2.809	73.375	1:02.251
12	93	Joe DALGARNO	MG ZR 170	B	13	1:02.407	3.058	73.082	1:02.460
13	24	Samuel JOHNSTON	MG ZR 170	B	14	1:02.503	3.154	72.970	1:02.594
14	50	John BOOTH	MG ZR 170	B	18	1:02.651	3.302	72.798	1:02.692
15	80	Tylor BALLARD	MG ZR 170	B	18	1:03.001	3.652	72.393	1:03.035
16	136	Josh BACON	MG ZR 160	C	8	1:03.375	4.026	71.966	1:03.730

Announcements

Car No.93 & 99 - Selected lap times disallowed - Exceeding track limits.

Clerk of the Course.

Orbits

Sig : Time :

Chief Timekeeper : Ian Sharp (SMART Timing)

Results available at www.smart-timing.co.uk and www.speedhive.com

Printed: 04/08/2019 11:58:47



Super Lap Scotland - Round 6

MG Trophy

Knockhill 1.267 miles

Qualifying

04/08/2019 11:25

Practice (20:00 Time) started at 11:23:50

Lap	Time of Day	Lap Tm	S1	S2	S3	S3Spd	SFSpd	Lap	Time of Day	Lap Tm	S1	S2	S3	S3Spd	SFSpd								
(73) Ross MAKAR																							
1	11:25:41.970			32.609	23.692	53.558	84.095	9	11:34:02.000	1:04.743	20.178	23.049	21.516	91.802	79.230								
2	11:26:43.257	1:01.287	19.928	22.833	18.526	93.465	84.412	10	11:44:35.182	9:07.278		25.667	19.321	87.266	81.839								
3	11:27:46.040	1:02.783	19.480	23.383	19.920	93.465	85.379	11	11:45:36.610	1:01.428	19.860	22.983	18.585	92.054	82.139								
4	11:28:47.134	1:01.094	19.464	22.884	18.746	94.252	84.095	12	11:46:40.760	1:04.150	22.051	23.511	18.588	91.677	81.938								
5	11:29:47.896	1:00.762	19.520	22.685	18.557	94.651	84.200	13	11:47:41.776	1:01.016	19.547	22.735	18.734	92.818	82.442								
6	11:30:48.646	1:00.750	19.424	22.519	18.807	95.868	84.518	14	11:48:42.672	1:00.896	19.494	22.527	18.875	92.562	82.240								
7	11:32:04.140	1:15.494	23.737	30.655	21.102	68.477	84.625	15	11:49:45.631	1:02.959	20.674	23.277	19.008	90.932	81.938								
8	11:33:04.586	1:00.446	19.480	22.454	18.512	93.988	84.412	16	11:50:46.959	1:01.328	19.602	22.583	19.143	92.308	81.146								
9	11:47:05.595	12:45.173		25.997	19.167	89.716	81.441	17	11:51:50.115	1:03.156	20.914	23.523	18.719	92.181	82.039								
10	11:48:07.362	1:01.767		22.702	18.404	94.385	83.467	18	11:52:51.736	1:01.621	19.527	22.695	19.399	92.181	81.540								
11	11:49:08.151	1:00.789	20.156	22.406	18.227	95.053	83.885	19	11:54:01.190	1:09.454	19.853	23.836	25.765	66.312	61.850								
12	11:50:08.028	59.877	19.469	22.119	18.289	94.120	83.885	(69) Paul LUTI															
13	11:51:07.734	59.706	19.378	22.089	18.239	95.053	84.306	1	11:25:24.267			26.771	22.256	85.162	42.990								
14	11:52:07.083	59.349	19.299	21.901	18.149	95.595	84.625	2	11:29:13.317	3:49.050	3:06.403	23.634	19.013	90.564	81.146								
15	11:53:09.845	1:02.762	19.321	22.006	21.435	96.419	36.954	3	11:30:15.310	1:01.993	20.295	23.012	18.686	91.552	82.039								
(1) Graham ROSS																							
1	11:29:10.268			24.623	19.099	91.303	79.890	4	11:31:16.609	1:01.299	19.854	22.841	18.604	92.181	82.139								
2	11:30:12.427	1:02.159	20.630	22.800	18.729	93.726	78.123	5	11:32:18.653	1:02.044	20.421	23.020	18.603	91.427	82.139								
3	11:31:15.462	1:03.035	20.076	22.566	20.393	93.076	37.978	6	11:33:19.821	1:01.168	19.845	22.783	18.540	92.054	82.139								
4	11:44:27.180	13:11.711	22:27.09	25.348	19.274	89.596	82.039	7	11:44:49.465	8:47.523		27.067	20.732	68.199	81.839								
5	11:45:27.908	1:00.728	20.013	22.540	18.175	93.595	83.780	8	11:45:50.863	1:01.398	20.036	22.753	18.609	92.818	82.039								
6	11:46:27.670	59.762	19.403	22.357	18.002	93.857	84.306	9	11:46:51.897	1:01.034	19.793	22.681	18.560	92.562	82.543								
7	11:47:27.347	59.677	19.385	22.307	17.985	94.518	84.518	10	11:47:52.816	1:00.919	19.524	22.640	18.755	93.857	83.885								
8	11:48:26.993	59.646	19.353	22.298	17.995	94.252	84.306	11	11:49:04.833	1:12.017	22.037	25.559	24.421	81.639	24.818								
9	11:49:27.189	1:00.196	19.750	22.322	18.124	94.120	83.885	(99) Doug COLE															
10	11:50:27.127	59.938	19.494	22.351	18.093	94.120	84.306	1	11:25:22.344			24.594	19.879	92.181	82.341								
11	11:51:30.796	1:03.669	20.426	24.588	18.655	89.596	82.039	2	11:26:24.928	1:02.584	20.448	22.859	19.277	93.857	83.780								
12	11:52:30.633	59.837	19.693	22.146	17.998	94.919	84.306	3	11:27:28.256	1:03.328	21.100	23.287	18.941	94.651	83.157								
13	11:53:31.480	1:00.847	19.176	21.850	19.821	95.459	74.234	4	11:28:30.267	1:02.011	20.128	23.157	18.726	93.988	83.467								
(3) Sam KIRKPATRICK																							
1	11:25:19.289				18.924	89.596	81.441	5	11:29:32.130	1:01.863	20.062	23.068	18.733	93.988	83.885								
2	11:26:26.534	1:07.245	20.315	23.893	23.037	88.068	36.079	6	11:30:33.658	1:01.528	19.848	22.938	18.742	93.988	83.467								
3	11:29:22.654	2:56.120			18.781	91.552	81.639	7	11:31:35.281	1:01.623	19.972	22.982	18.669	93.988	84.306								
4	11:30:24.354	1:01.700			18.617	92.308	82.341	8	11:32:38.696	1:03.415	21.489	23.070	18.856	93.857	83.675								
5	11:31:25.530	1:01.176			18.610	92.947	82.543	9	11:33:40.276	1:01.580	19.991	22.804	18.785	93.857	83.363								
6	11:32:27.952	1:02.422			18.933	92.947	82.240	10	11:44:34.637	9:44.325		24.593	19.094	92.690	83.780								
7	11:33:28.979	1:01.027			18.435	92.181	82.139	11	11:45:36.407	1:01.770		22.834	18.952	93.335	83.989								
8	11:44:32.499	9:58.661			18.750	90.077	81.343	12	11:46:37.870	1:01.463	19.640	23.074	18.749	94.120	84.625								
9	11:45:33.273	1:00.774			18.416	93.076	82.139	13	11:47:39.013	1:01.143	19.855	22.833	18.455	95.459	83.989								
10	11:46:34.241	1:00.968			18.386	92.181	81.639	14	11:48:40.589	1:01.576	19.739	22.937	18.900	93.465	83.363								
11	11:47:34.997	1:00.756			18.429	92.562	81.938	15	11:49:42.534	1:01.945	19.926	22.923	19.096	93.988	82.747								
12	11:48:35.769	1:00.772			18.617	92.818	81.639	16	11:50:44.676	1:02.142	19.989	23.169	18.984	92.818	82.849								
13	11:49:36.625	1:00.856			18.684	92.562	81.343	17	11:51:56.246	1:11.570	19.992	24.451	27.127	67.581	43.351								
14	11:50:37.633	1:01.008			18.723	91.802	81.540	(37) Mike HARRIS															
15	11:51:38.741	1:01.108			18.705	92.054	81.739	1	11:25:26.233			25.822	20.329	91.303	82.747								
(87) Colin ROBERTSON																							
1	11:28:59.791			25.297	19.420	90.198	80.755	2	11:26:34.508	1:08.275			20.500	86.590	83.363								
2	11:30:04.910	1:05.119	21.057	23.795	20.267	93.595	43.379	3	11:27:37.461	1:02.953			18.656	94.252	84.518								
3	11:33:13.914	3:09.004	2:24.696	25.135	19.173	92.690	81.639	4	11:28:39.916	1:02.455			18.881	95.188	83.885								
4	11:34:18.101	1:04.187	20.819	23.552	19.816	94.518	68.617	5	11:29:42.131	1:02.215			18.771	94.385	84.095								
5	11:44:37.825	8:47.974			19.045	93.988	81.839	6	11:30:44.264	1:02.133			19.153	95.459	82.849								
6	11:45:40.336	1:02.511	20.375	22.923	19.213	94.919	82.039	7	11:31:46.068	1:01.804			18.688	94.919	84.200								
7	11:46:42.933	1:02.597	20.418	23.427	18.752	93.726	82.039	8	11:32:51.210	1:05.142			20.450	83.054	80.561								
8	11:47:44.476	1:01.543	20.001	22.881	18.661	94.919	82.341	9	11:33:54.887	1:03.677	21.435	23.286	18.956	93.595	83.989								
9	11:48:46.242	1:01.766	19.784	22.804	19.178	95.323	82.747	10	11:44:38.128	9:23.791			23.266	75.148	71.239								
10	11:49:47.849	1:01.607	19.826	22.843	18.938	94.785	81.839	11	11:45:46.934	1:08.806			20.774	85.815	65.663								
11	11:50:49.783	1:01.934	19.863	23.427	18.644	93.857	82.139	12	11:46:56.322	1:09.388	22.802	26.777	19.809	78.950	84.946								
12	11:51:50.671	1:00.888	19.722	22.674	18.492	94.252	83.467	13	11:47:57.934	1:01.612			18.622	94.518	84.732								
13	11:53:01.995	1:11.324	20.683	27.306	23.335	75.572	41.656	14	11:49:09.489	1:11.555			26.293	23.569	83.054	24.901							
(64) Matt TURNBULL																							
1	11:25:35.986			25.957	19.416	89.836	80.658	(55) Tom BUTLER															
2	11:26:38.743	1:02.757	20.651	23.380	18.726	92.435	81.938	1	11:28:14.373			25.503	20.060	89.957	80.755								
3	11:27:40.623	1:01.880	19.896	23.245	18.739	92.308	81.639	2	11:29:19.106	1:04.733	21.606	23.925	19.202	92.435	81.938								
4	11:28:41.977	1:01.354	19.780	22.949	18.625	92.562	82.240	3	11:30:22.116	1:03.010	20.593	23.456	18.961	92.947	81.938								
5	11:29:43.395	1:01.418	19.790	23.027	18.601	92.435	82.139	4	11:31:24.887	1:02.771	20.328	23.378	19.065	92.308	82.442								
6	11:30:44.580	1:01.185	19.641	22.796	18.748	92.818	81.839	5	11:32:28.073	1:03.186	20.48												

Super Lap Scotland - Round 6

MG Trophy

Knockhill 1.267 miles

Qualifying

04/08/2019 11:25

Practice (20:00 Time) started at 11:23:50

Lap	Time of Day	Lap Tm	S1	S2	S3	S3Spd	SFSpd	Lap	Time of Day	Lap Tm	S1	S2	S3	S3Spd	SFSpd
14	11:51:48.112	1:01.967	19.922	22.962	19.083	92.818	81.938	7	11:32:48.859	2:02.174	1:16.536	26.537	19.101	92.054	81.639
15	11:52:52.494	1:04.382	20.162	23.910	20.310	86.035	82.341	8	11:33:52.104	1:03.245	20.483	23.791	18.971	91.677	80.272
16	11:54:02.244	1:09.750	20.297	23.452	26.001	67.923	34.414	9	11:44:29.149	9:22.300		25.253	20.159	85.706	77.671
(88) James COLE								10	11:45:34.834	1:05.685		24.540	19.126	92.181	79.417
1	11:25:34.025			24.576	20.447	88.416	79.043	11	11:46:38.905	1:04.071	20.204	24.796	19.071	92.181	80.465
2	11:26:37.928	1:03.903	21.061	23.610	19.232	90.077	79.511	12	11:47:41.719	1:02.814	20.160	23.630	19.024	91.802	79.606
3	11:27:41.389	1:03.461	20.385	23.520	19.556	80.950	80.561	13	11:48:44.558	1:02.839	20.341	23.517	18.981	91.303	79.606
4	11:28:43.848	1:02.459	20.138	23.261	19.060	90.077	80.176	14	11:49:47.250	1:02.692	20.166	23.067	19.459	92.308	80.465
5	11:29:46.040	1:02.192	20.135	23.090	18.967	90.932	80.658	15	11:50:50.435	1:03.185	20.146	23.755	19.284	90.442	80.176
6	11:30:49.309	1:03.269	19.979	23.214	20.076	91.055	40.378	16	11:51:53.086	1:02.651	20.157	23.209	19.285	91.427	79.230
7	11:33:10.051	2:20.742	1:38.294	23.443	19.005	89.358	79.890	17	11:52:57.670	1:04.584	20.304	24.448	19.832	88.416	78.672
8	11:34:15.881	1:05.830	20.152	23.201	22.477	87.608	74.981	18	11:54:19.186	1:21.516	23.919	30.484	27.113	71.089	30.559
9	11:44:39.625	8:51.467		25.312	19.615	84.095	79.700	(80) Tylor BALLARD							
10	11:45:43.220	1:03.595	21.020	23.686	18.889	89.836	79.700	1	11:25:20.559				19.471		80.272
11	11:46:45.751	1:02.531	20.012	23.522	18.997	88.183	80.176	2	11:26:24.676	1:04.117			19.464		79.985
12	11:47:47.636	1:01.885	19.959	22.987	18.939	91.928	80.853	3	11:27:28.929	1:04.253			19.740		80.272
13	11:48:51.282	1:03.646		19.268	19.268	91.179	79.606	4	11:28:31.930	1:03.001			19.127		80.658
14	11:49:58.744	1:07.462		25.013	21.021	76.259	79.700	5	11:29:35.724	1:03.794			19.535		79.043
15	11:51:01.197	1:02.453	20.075	23.189	19.189	90.686	79.795	6	11:30:38.759	1:03.035			19.177		80.950
16	11:52:07.367	1:06.170	20.537	23.285	22.348	90.564	33.859	7	11:31:41.936	1:03.177			19.256		80.368
(33) Patrick BOOTH								8	11:32:47.125	1:05.189			19.212	92.308	81.739
1	11:25:25.554			24.952	19.387	92.181	79.890	9	11:33:50.260	1:03.135			19.109		80.272
2	11:26:28.491	1:02.937	20.514	23.554	18.869	91.179	82.442	10	11:44:36.446	9:31.705			19.657		79.606
3	11:27:30.894	1:02.403	19.955	23.434	19.014	91.802	80.950	11	11:45:40.026	1:03.580			19.234	90.077	79.985
4	11:28:33.052	1:02.158	19.980	23.290	18.888	92.818	81.639	12	11:46:43.738	1:03.712			19.512	90.564	80.081
5	11:29:35.407	1:02.355	19.948	23.433	18.974	93.726	80.561	13	11:47:47.367	1:03.629			19.364		77.047
6	11:30:37.658	1:02.251	19.910	23.298	19.043	92.562	80.755	14	11:48:50.985	1:03.618			19.375	90.809	80.176
7	11:31:40.561	1:02.903	19.998	23.414	19.491	91.928	79.606	15	11:49:54.779	1:03.794			19.473		79.700
8	11:32:46.639	1:06.078	22.465	24.626	18.987	91.928	81.938	16	11:50:58.897	1:04.118			19.336	90.442	79.795
9	11:33:49.064	1:02.425	20.123	23.303	18.999	91.928	81.146	17	11:52:02.593	1:03.696			19.299		79.417
10	11:44:29.579	9:27.284		24.391	19.633	91.179	80.561	18	11:53:06.558	1:03.965			19.446	90.564	79.511
11	11:45:32.462	1:02.883		23.602	18.873	91.677	81.244	(136) Josh BACON							
12	11:46:38.574	1:06.112	19.998	23.298	22.816	89.477	32.640	1	11:25:23.241			25.414	20.635	86.479	76.870
(93) Joe DALGARNO								2	11:26:28.166	1:04.925	20.884	24.245	19.796	87.722	77.224
1	11:25:33.684			24.859	20.675	86.927	77.491	3	11:27:32.455	1:04.289	20.973	23.815	19.501	89.358	78.214
2	11:26:45.971	1:12.287	24.416	25.414	22.457	71.239	78.397	4	11:28:36.381	1:03.926	20.438	24.145	19.343	88.532	78.305
3	11:27:50.292	1:04.321	21.026	23.723	19.572	91.552	80.658	5	11:29:40.111	1:03.730	20.367	23.936	19.427	88.416	78.032
4	11:28:59.989	1:09.697	20.995	23.660	25.042	88.416	29.215	6	11:30:44.997	1:04.886	20.555	23.899	20.432	88.183	76.782
5	11:44:42.237	15:42.24E	14:56.41	25.422	20.416	88.068	78.032	7	11:31:48.372	1:03.375	20.528	23.547	19.300	89.596	78.765
6	11:45:46.624	1:04.387	20.835	23.845	19.707	91.303	79.417	8	11:32:52.811	1:04.439	20.976	24.146	19.317	88.884	78.305
7	11:46:49.787	1:03.163	20.279	23.558	19.326	91.179	80.368	(24) Samuel JOHNSTON							
8	11:47:52.730	1:02.943	20.292	23.366	19.285	92.181	80.658	1	11:25:27.233			24.994	20.269	86.702	77.224
9	11:48:55.379	1:02.649	20.031	23.414	19.204	91.928	80.658	2	11:26:30.760	1:03.527	20.772	23.661	19.094	90.809	80.658
10	11:49:57.786	1:02.407	19.950	23.323	19.134	92.181	80.368	3	11:27:34.949	1:04.189			19.850	88.767	77.851
11	11:51:00.246	1:02.460	20.007	23.192	19.261	91.677	80.561	4	11:28:42.608	1:07.659		24.042	23.278	86.479	40.329
12	11:52:03.033	1:02.787	20.290	23.184	19.313	91.802	78.123	5	11:34:14.208	5:31.600			24.221	77.851	68.477
13	11:53:12.109	1:09.076	20.539	23.707	24.830	91.427	33.621	6	11:44:44.654	8:58.326	9:42.395	26.986	21.065	78.123	74.481
(50) John BOOTH								7	11:45:51.604	1:06.950	21.110	24.034	21.806	70.050	80.081
1	11:25:28.358			24.761	20.887	88.416	77.402	8	11:47:09.533	1:17.929	34.076	24.587	19.266	90.198	79.985
2	11:26:32.098	1:03.740	20.650	23.830	19.260	91.677	80.561	9	11:48:12.127	1:02.594	20.404	23.026	19.164	90.686	80.465
3	11:27:36.302	1:04.204	20.723	23.910	19.571	92.181	80.465	10	11:49:15.670	1:03.543	20.536	23.431	19.576	90.320	79.511
4	11:28:40.538	1:04.236	20.521	23.979	19.736	91.928	80.950	11	11:50:18.679	1:03.009	20.683	23.099	19.227	89.957	80.272
5	11:29:43.956	1:03.418	20.340	23.879	19.199	90.932	81.739	12	11:51:21.297	1:02.618	20.138	23.208	19.272	90.442	80.561
6	11:30:46.685	1:02.729	20.314	23.311	19.104	92.690	77.941	13	11:52:23.800	1:02.503	20.250	22.922	19.331	90.564	79.985
								14	11:53:27.078	1:03.278	20.263	23.241	19.774	89.596	78.488

Clerk of the Course.

Sig : Time :
 Chief Timekeeper : Ian Sharp (SMART Timing)
 Results available at www.smart-timing.co.uk and www.speedhive.com

Super Lap Scotland - Round 6


MG Trophy

Knockhill 1.267 miles

Race 4

04/08/2019 14:50

Race (20:00 Time)



POLE POSITION

Rank	Driver	Time	Rank	Driver	Time
2	1 Graham ROSS 59.646		1	73 Ross MAKAR 59.349	
4	99 Doug COLE 1:01.463		3	87 Colin ROBERTSON 1:00.888	
6	33 Patrick BOOTH 1:02.158		5	37 Mike HARRIS 1:01.612	
8			7		
10	64 Matt TURNBULL 1:00.896		9	3 Sam KIRKPATRICK 1:00.756	
12	55 Tom BUTLER 1:01.657		11	69 Paul LUTI 1:00.919	
14	93 Joe DALGARNO 1:02.407		13	88 James COLE 1:01.885	
16	50 John BOOTH 1:02.651		15	24 Samuel JOHNSTON 1:02.503	
18	136 Josh BACON 1:03.375		17	80 Tylor BALLARD 1:03.001	

Clerk of the Course.

Orbits

Sig : Time :
 Chief Timekeeper : Ian Sharp (SMART Timing)
 Results available at www.smart-timing.co.uk and www.speedhive.com
 Printed: 04/08/2019 11:57:57





Super Lap Scotland - Round 6

Sorted on Laps

MG Trophy

Knockhill 1.267 miles

Race 4

04/08/2019 14:50

Race (20:00 Time) started at 15:01:40

Pos	No.	Name	Make/Model	Class Code	Laps	Total Tm	Diff	Best Tm	In Lap	Best Speed
1	1	Graham ROSS	MG ZR 190	A	21	21:01.033		59.045	3	77.243
2	99	Doug COLE	MG ZR 190	A	21	21:03.081	2.048	59.594	18	76.532
3	87	Colin ROBERTSON	MG3 190	MG3	21	21:29.833	28.800	1:00.305	8	75.630
4	37	Mike HARRIS	MG ZR 190	A	21	21:30.730	29.697	59.836	15	76.222
5	64	Matt TURNBULL	MG ZR 170	B	21	21:32.787	31.754	1:00.658	4	75.189
6	69	Paul LUTI	MG ZR 170	B	21	21:39.875	38.842	1:00.738	11	75.090
7	3	Sam KIRKPATRICK	MG ZR 170	B	21	21:40.258	39.225	1:00.633	9	75.220
8	33	Patrick BOOTH	MG ZR 190	A	21	21:40.381	39.348	1:00.384	8	75.531
9	55	Tom BUTLER	MG ZR 170	B	21	21:55.260	54.227	1:01.632	7	74.001
10	88	James COLE	MG ZR 170	B	21	22:00.546	59.513	1:02.080	6	73.467
11	80	Tylor BALLARD	MG ZR 170	B	21	22:02.868	1:01.835	1:01.916	9	73.662
12	50	John BOOTH	MG ZR 170	B	21	22:03.158	1:02.125	1:01.868	7	73.719
13	24	Samuel JOHNSTON	MG ZR 170	B	20	21:03.940	1 Lap	1:01.699	7	73.921
14	93	Joe DALGARNO	MG ZR 170	B	20	21:20.282	1 Lap	1:02.064	6	73.486
15	136	Josh BACON	MG ZR 160	C	20	22:04.551	1 Lap	1:04.774	15	70.412

Not classified

DNF	73	Ross MAKAR	MG ZR 190	A	15	15:20.082	DNF	59.195	3	77.048
-----	----	------------	-----------	---	----	-----------	-----	--------	---	--------

Announcements

Car No.33 - Racetime includes 10 second False Start penalty.

Margin of Victory	Avg. Speed	Best Lap Tm	Best Speed	Best Lap by
2.048	75.952	59.045	77.243	1 - Graham ROSS

Clerk of the Course.

Sig : Time :
 Chief Timekeeper : Ian Sharp (SMART Timing)
 Results available at www.smart-timing.co.uk and www.speedhive.com

Orbits



Super Lap Scotland - Round 6

MG Trophy

Knockhill 1.267 miles

Race 4

04/08/2019 14:50

Race (20:00 Time) started at 15:01:40

Lap	Time of Day	Lap Tm	S1	S2	S3	S3Spd	SFSpd	Lap	Time of Day	Lap Tm	S1	S2	S3	S3Spd	SFSpd
(1) Graham ROSS															
1	15:02:44.225			22.150	18.194	95.323	85.054	4	15:05:56.024	1:00.712			18.078	96.836	85.270
2	15:03:43.879	59.654	19.576	22.168	17.910	95.323	85.162	5	15:06:57.044	1:01.020			18.671	96.419	82.341
3	15:04:42.924	59.045	19.058	21.906	18.081	96.143	84.625	6	15:07:58.837	1:01.793			18.907	94.919	82.849
4	15:05:43.516	1:00.592	20.067	22.314	18.211	93.857	84.625	7	15:08:59.607	1:00.770	19.754	22.424	18.592	95.731	82.341
5	15:06:42.750	59.234	19.326	22.040	17.868	95.731	85.162	8	15:10:00.701	1:01.094			18.408	95.188	83.363
6	15:07:43.070	1:00.320	20.220	22.200	17.900	95.731	84.946	9	15:11:01.222	1:00.521		22.475	18.263	95.188	83.780
7	15:08:42.271	59.201	19.234	21.947	18.020	95.323	84.518	10	15:12:01.628	1:00.406	19.574	22.531	18.301	95.323	83.885
8	15:09:41.379	59.108	19.173	21.890	18.045	95.731	84.518	11	15:13:01.686	1:00.058			18.220	96.143	84.306
9	15:10:41.071	59.692	19.753	21.965	17.974	95.595	84.625	12	15:14:02.095	1:00.409		22.315	18.460	96.419	84.306
10	15:11:40.523	59.452	19.304	22.084	18.064	95.731	84.946	13	15:15:02.685	1:00.590	20.108	22.347	18.135	95.868	84.518
11	15:12:40.253	59.730	19.336	22.291	18.103	94.919	84.095	14	15:16:02.573	59.888			18.198	95.868	84.095
12	15:13:39.558	59.305	19.234	21.929	18.142	94.518	84.412	15	15:17:02.409	59.836			18.210	95.868	84.625
13	15:14:38.862	59.304	19.128	22.061	18.115	94.385	84.732	16	15:18:04.139	1:01.730			19.608	95.595	76.345
14	15:15:38.272	59.410	19.152	22.126	18.132	94.518	84.625	17	15:19:04.475	1:00.336	19.897	22.230	18.209	94.785	84.518
15	15:16:38.120	59.848	19.352	22.217	18.279	94.518	83.363	18	15:20:06.279	1:01.804			19.680	91.677	79.795
16	15:17:38.721	1:00.601	19.755	22.381	18.465	93.595	83.675	19	15:21:07.118	1:00.839			18.376	94.518	84.625
17	15:18:39.715	1:00.994	19.854	22.747	18.393	92.947	83.989	20	15:22:10.441	1:03.323			19.390	90.198	83.260
18	15:19:40.665	1:00.950	19.848	22.740	18.362	93.205	84.518	21	15:23:11.279	1:00.838			18.356	95.595	85.596
19	15:20:41.174	1:00.509	19.438	22.725	18.346	93.988	82.139	(64) Matt TURNBULL							
20	15:21:41.075	59.901	19.504	22.156	18.241	94.385	83.054	1	15:02:48.719			23.826	18.696	92.054	82.442
21	15:22:41.582	1:00.507	19.694	22.514	18.299	93.595	83.780	2	15:03:51.929	1:03.210	20.274	24.014	18.922	91.677	82.139
(99) Doug COLE															
1	15:02:45.433			22.504	18.500	94.785	83.571	3	15:04:53.996	1:02.067	20.318	23.310	18.439	92.054	81.938
2	15:03:45.368	59.935	19.539	22.262	18.134	95.868	84.200	4	15:05:54.654	1:00.658	19.447	22.767	18.444	92.308	82.039
3	15:04:45.646	1:00.278	19.536	22.526	18.216	94.785	83.571	5	15:06:55.343	1:00.689	19.562	22.661	18.466	92.181	81.938
4	15:05:45.367	59.721	19.303	22.169	18.249	94.651	83.571	6	15:07:56.482	1:01.139	19.750	22.850	18.539	92.435	82.039
5	15:06:45.513	1:00.146	19.670	22.244	18.232	95.595	83.780	7	15:08:57.416	1:00.934	19.747	22.764	18.423	92.435	81.839
6	15:07:45.184	59.671	19.379	22.150	18.142	95.459	84.200	8	15:09:58.289	1:00.873	19.617	22.788	18.468	92.181	81.540
7	15:08:44.944	59.760	19.427	22.150	18.183	95.459	84.306	9	15:10:59.241	1:00.952	19.612	22.790	18.550	92.054	81.938
8	15:09:45.015	1:00.071	19.365	22.467	18.239	94.252	83.675	10	15:12:00.127	1:00.886	19.470	22.869	18.547	92.308	81.540
9	15:10:44.786	59.771	19.502	22.153	18.116	95.053	83.885	11	15:13:01.084	1:00.957	19.679	22.791	18.487	92.562	81.938
10	15:11:44.700	59.914	19.423	22.219	18.272	94.651	83.571	12	15:14:01.871	1:00.787	19.571	22.664	18.552	92.435	81.244
11	15:12:44.478	59.778	19.416	22.225	18.137	95.188	83.885	13	15:15:04.015	1:02.144	20.743	22.779	18.622	93.076	82.139
12	15:13:44.343	59.865	19.359	22.259	18.247	94.919	83.885	14	15:16:04.863	1:00.848	19.634	22.639	18.575	92.435	81.639
13	15:14:44.049	59.706	19.228	22.285	18.193	94.785	84.200	15	15:17:06.289	1:01.426	19.680	23.172	18.574	92.181	81.441
14	15:15:43.947	59.898	19.531	22.083	18.284	94.919	83.885	16	15:18:07.361	1:01.072	19.596	22.829	18.647	92.181	81.839
15	15:16:44.351	1:00.404	19.592	22.526	18.286	94.252	82.951	17	15:19:08.390	1:01.029	19.637	22.806	18.586	92.435	81.441
16	15:17:44.544	1:00.193	19.582	22.116	18.495	95.323	83.363	18	15:20:09.403	1:01.013	19.647	22.731	18.635	91.928	81.938
17	15:18:44.591	1:00.047	19.510	22.105	18.432	94.252	83.363	19	15:21:10.492	1:01.089	19.660	22.734	18.695	92.181	81.540
18	15:19:44.185	59.594	19.270	22.183	18.141	94.919	83.989	20	15:22:12.291	1:01.799	19.796	23.242	18.761	91.802	81.146
19	15:20:44.116	59.931	19.342	22.285	18.304	94.651	83.675	21	15:23:13.336	1:01.045	19.659	22.753	18.633	93.205	81.244
20	15:21:43.882	59.766	19.398	22.030	18.338	95.323	83.675	(69) Paul LUTI							
21	15:22:43.630	59.748	19.402	22.085	18.261	95.323	83.571	1	15:02:49.167			24.144	18.697	91.552	83.054
(87) Colin ROBERTSON															
1	15:02:46.335			22.974	18.643	95.188	82.747	2	15:03:52.196	1:03.029	20.304	24.053	18.672	91.427	83.363
2	15:03:51.496	1:05.161	19.881	26.574	18.706	91.055	82.951	3	15:04:54.646	1:02.450	20.320	23.513	18.617	92.054	82.240
3	15:04:52.770	1:01.274	20.079	22.826	18.369	94.385	82.849	4	15:05:55.695	1:01.049	19.586	22.983	18.480	92.818	82.645
4	15:05:53.156	1:00.386	19.544	22.497	18.345	94.385	82.645	5	15:06:56.958	1:01.263	19.585	22.914	18.764	93.076	82.543
5	15:06:53.896	1:00.740	19.577	22.874	18.289	94.120	83.157	6	15:07:58.589	1:01.631	20.103	22.705	18.823	93.076	82.645
6	15:07:54.238	1:00.342	19.440	22.703	18.199	94.252	83.675	7	15:08:59.502	1:00.913	19.585	22.700	18.628	93.595	83.054
7	15:08:54.669	1:00.431	19.520	22.717	18.194	94.120	83.157	8	15:10:01.150	1:01.648	19.900	22.838	18.910	92.054	83.260
8	15:09:54.974	1:00.305	19.480	22.664	18.161	94.252	83.054	9	15:11:02.397	1:01.247	19.827	22.874	18.546	92.562	82.645
9	15:10:55.712	1:00.738	19.636	22.715	18.387	94.120	83.260	10	15:12:03.283	1:00.886	19.581	22.758	18.547	92.690	82.645
10	15:11:56.131	1:00.419	19.449	22.741	18.229	94.252	83.675	11	15:13:04.021	1:00.738	19.499	22.724	18.515	92.818	82.645
11	15:12:58.057	1:01.926	20.123	23.568	18.235	94.120	83.157	12	15:14:05.209	1:01.188	19.695	22.919	18.574	91.802	82.543
12	15:13:58.656	1:00.599	19.442	22.759	18.398	94.919	82.849	13	15:15:06.279	1:01.070	19.683	22.821	18.566	92.435	82.951
13	15:14:59.196	1:00.540	19.397	22.832	18.311	94.120	82.442	14	15:16:07.337	1:01.058	19.607	22.840	18.611	92.181	82.442
14	15:16:00.200	1:01.004	19.778	22.720	18.506	93.595	82.442	15	15:17:08.898	1:01.561	19.734	23.097	18.730	92.308	81.839
15	15:17:01.432	1:01.232	19.733	22.848	18.651	93.595	81.441	16	15:18:10.823	1:01.925	19.842	23.391	18.692	91.677	82.747
16	15:18:02.457	1:01.025	19.883	22.823	18.319	93.726	82.139	17	15:19:13.217	1:02.394	1				

Super Lap Scotland - Round 6

MG Trophy

Knockhill 1.267 miles

Race 4

04/08/2019 14:50

Race (20:00 Time) started at 15:01:40

Lap	Time of Day	Lap Tm	S1	S2	S3	S3Spd	SFSpd	Lap	Time of Day	Lap Tm	S1	S2	S3	S3Spd	SFSpd
9	15:11:03.726	1:00.633			18.457	91.928	81.739	14	15:16:22.697	1:02.402	20.189	23.299	18.914	88.299	78.397
10	15:12:04.600	1:00.874			18.527	91.802	82.139	15	15:17:25.626	1:02.929	20.301	23.542	19.086	88.068	78.305
11	15:13:05.310	1:00.710	19.475	22.710	18.525	92.054	82.039	16	15:18:28.343	1:02.717	20.450	23.242	19.025	89.239	78.580
12	15:14:06.014	1:00.704	19.446	22.691	18.567	92.562	82.139	17	15:19:31.219	1:02.876	20.245	23.467	19.164	88.532	78.950
13	15:15:06.740	1:00.726	19.514	22.623	18.589	92.435	82.240	18	15:20:33.722	1:02.503	20.223	23.050	19.230	89.120	78.765
14	15:16:07.677	1:00.937			18.586	92.054	81.739	19	15:21:36.072	1:02.350	20.203	23.154	18.993	89.358	78.765
15	15:17:09.267	1:01.590			18.815	91.802	81.343	20	15:22:38.435	1:02.363	20.238	23.177	18.948	88.532	78.765
16	15:18:11.326	1:02.059			18.774	90.320	81.244	21	15:23:41.095	1:02.660	20.217	23.178	19.265	89.477	77.851
17	15:19:13.559	1:02.233			19.098	90.442	81.839	(80) Tylor BALLARD							
18	15:20:15.651	1:02.092			18.848	89.596	81.938	1	15:02:51.674				19.398	92.818	81.146
19	15:21:17.421	1:01.770			19.048	90.564	81.739	2	15:03:55.630	1:03.956			19.054	91.802	81.441
20	15:22:19.843	1:02.422	19.680	23.243	19.499	88.767	78.950	3	15:04:58.349	1:02.719			19.019	91.427	80.755
21	15:23:20.807	1:00.964			18.669	92.308	81.739	4	15:06:01.211	1:02.862			19.171	90.809	80.658
(33) Patrick BOOTH								5	15:07:03.642	1:02.431			19.057	80.465	
1	15:02:47.873			23.190	18.909	93.465	82.240	6	15:08:06.537	1:02.895			18.910	90.686	80.950
2	15:03:48.911	1:01.038	19.958	22.471	18.609	93.076	81.244	7	15:09:08.507	1:01.970			18.967	80.176	
3	15:04:50.351	1:01.440	19.634	23.086	18.720	92.308	81.441	8	15:10:10.720	1:02.213			19.025	91.179	79.795
4	15:05:51.533	1:01.182	19.684	22.946	18.552	92.562	81.839	9	15:11:12.636	1:01.916			18.861	80.561	
5	15:06:52.408	1:00.875	19.503	22.634	18.738	92.947	81.441	10	15:12:14.831	1:02.195			18.947	91.055	80.081
6	15:07:53.443	1:01.035	19.738	22.753	18.544	92.690	81.639	11	15:13:17.674	1:02.843			19.246	91.303	77.224
7	15:08:54.050	1:00.607	19.552	22.508	18.547	93.335	81.639	12	15:14:20.065	1:02.391			19.015	80.272	
8	15:09:54.434	1:00.384	19.480	22.365	18.539	92.947	81.739	13	15:15:22.690	1:02.625			19.297	90.932	78.857
9	15:10:54.926	1:00.492	19.446	22.397	18.649	92.947	81.146	14	15:16:25.222	1:02.532			19.015	79.511	
10	15:11:55.735	1:00.809	19.603	22.687	18.519	91.677	81.739	15	15:17:27.699	1:02.477			19.152	90.564	79.700
11	15:12:57.618	1:01.883	20.488	22.879	18.516	91.928	81.540	16	15:18:30.196	1:02.499			19.167	90.686	79.230
12	15:13:58.186	1:00.568	19.592	22.632	18.344	92.054	82.341	17	15:19:32.819	1:02.623			19.091	79.985	
13	15:14:59.249	1:01.063	19.444	22.676	18.943	92.054	79.136	18	15:20:35.353	1:02.534			19.184	79.700	
14	15:16:00.576	1:01.327	20.250	22.456	18.621	93.205	80.081	19	15:21:37.762	1:02.409			19.088	91.552	78.765
15	15:17:02.105	1:01.529	19.797	22.614	19.118	93.335	81.938	20	15:22:40.292	1:02.530			19.027	91.179	78.950
16	15:18:03.291	1:01.186	19.576	22.826	18.784	91.552	80.950	21	15:23:43.417	1:03.125			19.088	88.532	79.043
17	15:19:04.083	1:00.792	19.549	22.502	18.741	93.857	80.950	(50) John BOOTH							
18	15:20:05.729	1:01.646	19.514	22.866	19.266	93.205	79.417	1	15:02:51.582			23.633	19.701	92.181	78.857
19	15:21:06.600	1:00.871	19.634	22.448	18.789	93.857	81.938	2	15:03:55.184	1:03.602	21.122	23.406	19.074	92.435	81.441
20	15:22:10.101	1:03.501	19.523	25.174	18.804	87.153	82.240	3	15:04:57.727	1:02.543	20.511	23.144	18.888	92.562	81.244
21	15:23:10.930	1:00.829	19.375	22.737	18.717	93.465	81.639	4	15:06:00.707	1:02.980	20.474	23.621	18.885	91.303	80.853
(55) Tom BUTLER								5	15:07:03.199	1:02.492	20.155	23.370	18.967	92.435	80.561
1	15:02:49.562			23.997	18.949	91.552	82.849	6	15:08:06.087	1:02.888	20.724	23.395	18.769	91.427	80.755
2	15:03:52.618	1:03.056	20.311	23.802	18.943	92.435	82.951	7	15:09:07.955	1:01.868	20.001	23.034	18.833	91.928	80.465
3	15:04:55.232	1:02.614	20.282	23.423	18.909	93.857	81.639	8	15:10:10.285	1:02.330	20.129	23.279	18.922	91.179	80.853
4	15:05:58.073	1:02.841	20.759	23.180	18.902	92.947	82.442	9	15:11:12.169	1:01.884	20.110	22.950	18.824	92.181	78.123
5	15:06:59.930	1:01.857	19.885	23.001	18.971	93.205	81.639	10	15:12:14.545	1:02.376	20.182	23.159	19.035	92.181	78.950
6	15:08:01.950	1:02.020	20.343	22.935	18.742	93.205	82.951	11	15:13:16.970	1:02.425	20.277	23.327	18.821	91.303	79.890
7	15:09:03.582	1:01.632	19.701	23.036	18.895	93.335	82.442	12	15:14:19.507	1:02.537	20.357	23.362	18.818	91.303	80.272
8	15:10:05.512	1:01.930	19.839	23.152	18.939	92.818	82.039	13	15:15:22.268	1:02.761	20.132	23.436	19.193	89.957	79.606
9	15:11:07.775	1:02.263	19.914	23.293	19.056	91.427	82.139	14	15:16:24.765	1:02.497	20.375	23.358	18.764	91.179	79.417
10	15:12:09.986	1:02.211	19.868	23.328	19.015	92.308	81.938	15	15:17:27.155	1:02.390	20.199	23.373	18.818	91.677	79.700
11	15:13:12.235	1:02.249	19.895	23.228	19.126	91.303	82.039	16	15:18:29.486	1:02.331	20.073	23.435	18.823	90.932	80.368
12	15:14:14.392	1:02.157	20.059	23.256	18.842	92.308	81.839	17	15:19:31.941	1:02.455	20.050	23.455	18.950	91.552	80.465
13	15:15:16.593	1:02.201	19.907	23.249	19.045	92.308	81.639	18	15:20:34.336	1:02.395	20.071	23.499	18.825	91.303	80.272
14	15:16:18.715	1:02.122	19.957	23.241	18.924	92.308	81.540	19	15:21:37.471	1:03.135	20.231	23.819	19.085	90.320	80.272
15	15:17:20.927	1:02.212	19.983	23.177	19.052	92.435	81.343	20	15:22:39.873	1:02.402	20.169	23.323	18.910	91.055	79.136
16	15:18:23.271	1:02.344	20.062	23.345	18.937	92.435	81.739	21	15:23:43.707	1:03.834	20.124	24.735	18.975	88.767	79.043
17	15:19:25.764	1:02.493	20.089	23.440	18.964	92.308	81.441	(24) Samuel JOHNSTON							
18	15:20:28.205	1:02.441	20.083	23.292	19.066	92.690	81.839	1	15:02:51.280			23.486	19.873	91.303	81.048
19	15:21:30.690	1:02.485	20.070	23.409	19.006	92.818	81.441	2	15:03:54.415	1:03.135	20.574	23.673	18.888	90.932	80.658
20	15:22:33.196	1:02.506	20.186	23.318	19.002	92.308	81.441	3	15:04:56.576	1:02.161	20.183	23.011	18.967	91.055	81.839
21	15:23:35.809	1:02.613	20.149	23.428	19.036	92.435	80.853	4	15:05:59.555	1:02.979	20.875	23.251	18.853	91.055	80.950
(88) James COLE								5	15:07:03.099	1:03.544			19.180	91.179	80.176
1	15:02:50.155			23.962	1										

Super Lap Scotland - Round 6

MG Trophy

Knockhill 1.267 miles

Race 4

04/08/2019 14:50

Race (20:00 Time) started at 15:01:40

Lap	Time of Day	Lap Tm	S1	S2	S3	S3Spd	SFSpd	Lap	Time of Day	Lap Tm	S1	S2	S3	S3Spd	SFSpd
19	15:21:41.635	1:03.242	20.054	23.664	19.524	89.002	80.176								
20	15:22:44.489	1:02.854	20.145	23.344	19.365	89.477	80.272								

(93) Joe DALGARNO

1	15:02:51.156			23.581	20.031	91.055	79.985
2	15:03:54.674	1:03.518	21.278	23.282	18.958	91.677	81.938
3	15:04:57.296	1:02.622	20.372	23.077	19.173	91.802	80.465
4	15:05:59.989	1:02.693	20.432	23.136	19.125	92.435	81.244
5	15:07:02.391	1:02.402	20.164	23.123	19.115	91.303	80.853
6	15:08:04.455	1:02.064	20.004	22.984	19.076	91.303	80.853
7	15:09:06.526	1:02.071	20.057	23.021	18.993	92.308	80.853
8	15:10:08.708	1:02.182	20.120	22.847	19.215	91.677	80.561
9	15:11:10.819	1:02.111	20.020	23.076	19.015	91.055	81.343
10	15:12:28.043	1:17.224	20.304	23.054	33.866	91.802	71.467
11	15:13:31.118	1:03.075	21.097	22.865	19.113	90.564	79.606
12	15:14:33.462	1:02.344	20.030	23.332	18.982	90.809	79.511
13	15:15:36.038	1:02.576	20.282	23.227	19.067	90.077	80.272
14	15:16:38.679	1:02.641	20.171	22.987	19.483	89.596	81.244
15	15:17:45.138	1:06.459	23.037	24.151	19.271	88.183	80.755
16	15:18:48.392	1:03.254	20.804	23.212	19.238	89.002	79.323
17	15:19:51.880	1:03.488	20.881	23.433	19.174	88.884	79.511
18	15:20:54.969	1:03.089	20.711	23.138	19.240	89.836	78.765
19	15:21:58.327	1:03.358	20.633	23.372	19.353	89.002	78.950
20	15:23:00.831	1:02.504	20.160	23.189	19.155	90.932	79.323

(136) Josh BACON

1	15:02:53.502			24.555	20.220	85.162	75.657
2	15:03:59.963	1:06.461	21.737	24.442	20.282	85.162	75.914
3	15:05:05.882	1:05.919	21.719	24.309	19.891	85.706	76.694
4	15:06:11.658	1:05.776	21.332	24.358	20.086	85.596	76.432
5	15:07:17.272	1:05.614	21.438	24.160	20.016	84.732	76.607
6	15:08:22.994	1:05.722	21.487	24.316	19.919	85.270	76.086
7	15:09:28.806	1:05.812	21.330	24.392	20.090	83.363	76.259
8	15:10:34.443	1:05.637	21.273	24.307	20.057	85.706	76.000
9	15:11:40.021	1:05.578	20.909	24.086	20.583	86.035	71.013
10	15:12:46.134	1:06.113	21.528	24.122	20.463	84.306	77.047
11	15:13:51.157	1:05.023	20.868	24.086	20.069	85.706	76.172
12	15:14:56.028	1:04.871	20.989	24.038	19.844	86.590	76.345
13	15:16:02.786	1:06.758	20.891	25.003	20.864	71.467	72.943
14	15:17:10.821	1:08.035	21.118	25.465	21.452	65.599	76.519
15	15:18:15.595	1:04.774	20.789	23.953	20.032	86.590	76.519
16	15:19:20.954	1:05.359	20.912	24.263	20.184	85.596	75.828
17	15:20:26.048	1:05.094	21.028	24.084	19.982	86.479	76.345
18	15:21:31.636	1:05.588	20.895	24.077	20.616	83.885	77.224
19	15:22:36.671	1:05.035	20.828	24.195	20.012	85.815	76.519
20	15:23:45.100	1:08.429	20.698	24.888	22.843	66.774	72.864

(73) Ross MAKAR

1	15:02:43.961			22.184	18.257	94.651	84.095
2	15:03:43.459	59.498	19.525	21.957	18.016	95.323	84.625
3	15:04:42.654	59.195	19.203	21.909	18.083	95.459	84.306
4	15:05:43.177	1:00.523	20.024	22.473	18.026	93.726	84.306
5	15:06:42.529	59.352	19.286	21.941	18.125	95.188	82.341
6	15:07:42.517	59.988	19.996	22.039	17.953	94.919	84.412
7	15:08:41.894	59.377	19.312	22.002	18.063	94.518	84.306
8	15:09:41.129	59.235	19.182	22.054	17.999	95.323	84.412
9	15:10:40.837	59.708	19.723	21.995	17.990	95.188	85.162
10	15:11:40.189	59.352	19.274	21.986	18.092	95.188	84.306
11	15:12:40.451	1:00.262	19.379	22.343	18.540	94.385	72.314
12	15:13:40.690	1:00.239	19.775	22.017	18.447	95.595	78.488
13	15:14:41.003	1:00.313	19.576	22.074	18.663	95.323	75.317
14	15:15:41.613	1:00.610	19.767	22.222	18.621	91.677	81.739
15	15:17:00.631	1:19.018	22.897	29.432	26.689	63.369	31.521

Clerk of the Course. Orbits

Sig : Time :
 Chief Timekeeper : Ian Sharp (SMART Timing)
 Results available at www.smart-timing.co.uk and www.speedhive.com





Super Lap Scotland - Round 6

Lapchart

MG Trophy

Knockhill 1.267 miles

Race 4

04/08/2019 14:50

Race (20:00 Time) started at 15:01:40

Competitors	Laps																				
	1	2	3	4	5	6	7	8	9	10	11	12	13	14	15	16	17	18	19	20	21
Ross MAKAR (73)	1	73	73	73	73	73	73	73	73	73	1	1	1	1	1	1	1	1	1	1	1
Graham ROSS (1)	2	1	1	1	1	1	1	1	1	1	73	73	73	73	99	99	99	99	99	99	99
Doug COLE (99)	3	99	99	99	99	99	99	99	99	99	99	99	99	99	73	87	87	87	87	87	87
Colin ROBERTSON (87)	4	87	33	33	33	33	33	33	33	33	33	33	87	87	87	33	33	33	33	33	33
Mike HARRIS (37)	5	37	87	87	87	87	87	87	87	87	87	87	33	33	33	37	37	37	37	37	37
Patrick BOOTH (33)	6	33	3	64	64	64	64	64	64	64	64	64	37	37	37	64	64	64	64	64	64
Sam KIRKPATRICK (3)	7	3	64	69	69	69	69	69	37	37	37	37	37	64	64	64	69	69	69	69	69
Matt TURNBULL (64)	8	64	69	55	37	37	37	37	69	69	69	69	69	69	69	3	3	3	3	3	3
Paul LUTI (69)	9	69	55	37	55	55	3	3	3	3	3	3	3	3	3	55	55	55	55	55	55
Tom BUTLER (55)	10	55	37	88	88	3	55	55	55	55	55	55	55	55	55	88	88	88	88	88	88
James COLE (88)	11	88	88	24	3	88	88	88	88	88	88	88	88	88	88	50	50	50	50	50	80
Joe DALGARNO (93)	12	93	24	3	24	93	93	93	93	93	50	50	50	50	50	80	80	80	80	80	50
Samuel JOHNSTON (24)	13	24	93	93	93	24	24	24	24	24	80	80	80	80	80	24	24	24	24	24	24
John BOOTH (50)	14	50	50	50	50	50	50	50	50	24	24	24	24	24	24	93	93	93	93	93	93
Tylor BALLARD (80)	15	80	80	80	80	80	80	80	80	80	93	93	93	93	93	136	136	136	136	136	136
Josh BACON (136)	16	136	136	136	136	136	136	136	136	136	136	136	136	136	136						

Margin of Victory	Avg. Speed	Best Lap Tm	Best Speed	Best Lap by
2.048	75.952	59.045	77.243	1 - Graham ROSS

Clerk of the Course. **Orbits**

Sig : Time :
 Chief Timekeeper : Ian Sharp (SMART Timing)
 Results available at www.smart-timing.co.uk and www.speedhive.com

